

# **Design Review Manual**

For

## **Granada Estates**

**Hammock Dunes Private Community™**

Issued: January 1, 2022 (Replaces all previous versions)

Prepared for:

**Hammock Dunes Owners' Association, Inc.**

The Hammock Dunes TM name, design, logo, and clock tower icon are registered trademarks of the Hammock Dunes Owners' Association (HDOA). Any use without the express written permission of the HDOA is strictly prohibited. Copyright 2014 HDOA. All Rights Reserved.

## **TABLE OF CONTENTS**

	<b><u>PAGE</u></b>
INTRODUCTION	3
GENERAL INFORMATION AND THE REVIEW PROCESS	4
CONCEPT PLAN REVIEW	5
FINAL CONSTRUCTION PLAN REVIEW	5
APPEAL	6
CONSTRUCTION START/CONSTRUCTION AGREEMENT/ SITE PRECONSTRUCTION MEETING	6
FINAL INSPECTION AND ACCEPTANCE	7
GENERAL SUBDIVISION STANDARDS	8
SITE IMPROVEMENTS STANDARDS	9
BUILDING CONSTRUCTION STANDARDS	13
LANDSCAPING AND OPEN SPACES STANDARDS	17
INVASIVE PLANT SPECIES	19
FIGURE 1: Typical Lot Setbacks	20
Exhibit A. Submittal/Transmittal Checklist	21
Exhibit B. Design Review Application	26
Exhibit C. Fees and Construction Deposit Requirements	29
Exhibit D. Exterior Colors and Materials	32
Exhibit E. Sample Letter of Credit	33
Exhibit F. Construction Agreement	34
Exhibit G. Builder Conduct	39
Exhibit H. Common Violation and Fine Schedule	40
Exhibit I. Construction Port-O-Let Enhancement	41
Exhibit J. Lake Slope Treatment Options	42
Exhibit K. Geothermal Closed Loop Systems	50

## **INTRODUCTION**

The Declaration of Protective Covenants, Conditions and Restrictions for the Hammock Dunes Private Community (Master Declaration) establishes a standing committee of the Hammock Dunes Owners' Association, Inc. (HDOA), designated the Design Review committee (DRC), whose function is to review and approve or disapprove plans for any proposed new construction or exterior improvement within the Community. The Master Declaration has granted the DRC broad discretionary powers regarding design, construction and development including architectural style, colors, texture, materials, landscaping, overall impact on surrounding property, and other aesthetic concerns. This Design Review Manual is a portion of the Development Codes referenced by the Master Declaration and the specific Neighborhood Declaration. In the event of a conflict between this Design Review Manual and the Master Declaration, the Master Declaration shall prevail. In the event of a conflict between the Design Review Manual and the specific Neighborhood Declaration, the specific Neighborhood Declaration will prevail. The HDOA Board of Administrators shall have complete and exclusive discretion and authority to determine when such provisions are deemed in conflict with one another.

When the DRC reviews and approves a variance to the Master Declaration or Granada Neighborhood Declaration, the submittal must be approved by the HDOA Board of Administrators at a duly noticed Board meeting before final approval can be provided. Further, when the variance is adjacent to Hammock Dunes Club property, the variance must be reviewed by the general manager for the Club in addition to the HDOA for approval.

### **THE MANUAL DOES NOT INCLUDE ALL BUILDING, USE OR OTHER DEED RESTRICTIONS ASSOCIATED WITH THE MASTER DECLARATION AND DECLARATIONS OF THE VARIOUS NEIGHBORHOODS OF HAMMOCK DUNES.**

It is the intent of this manual to help assure that the Hammock Dunes Private Community will be a community of quality homes and buildings with tasteful and aesthetically pleasing architectural designs that are harmonious with surrounding structures and topography. This manual promotes the use of long-lasting materials, high construction standards, quality landscaping, and other site improvements that will reflect the quality and permanence of a premiere residential community. The manual pertains to all lots and common areas within Granada Estates.

Architectural plans for each home must be designed by a **REGISTERED FLORIDA ARCHITECT** and must be submitted to and approved by the DRC.

The overall design theme within Granada Estates, is a Mediterranean flavor and style that accentuates the colors, exterior design traits, and roof tiles of the most prestigious Mediterranean homes. The Architect should strive to reflect a pure, simple, yet elegant design of the structure. Classical Mediterranean architecture lends itself to such an endeavor. All new home construction and existing home alterations or additions must follow a design theme similar to the existing Hammock Dunes Private Community homes and landscapes.

**IMPORTANT NOTE:** The Neighborhood Declarations require that all construction be done by a DRC approved licensed general contractor with demonstrable experience in building custom

homes. The DRC reserves the right to reject an application for construction on the basis of Builder qualification. The Owner is responsible for assuring that a qualified Builder is employed. Any questions regarding the qualifications of a Builder should be referred to the DRC. The DRC maintains a list of all pre-approved Hammock Dunes Builders for Owner reference. Builders seeking addition to the list of Approved Builders are subject to providing items outlined on list on **EXHIBIT A: SUBMITTAL/TRANSMITTAL CHECKLIST** and review fee on **EXHIBIT C: FEES AND CONSTRUCTION DEPOSIT REQUIREMENTS**.

THE OWNER ULTIMATELY IS RESPONSIBLE TO ENSURE THAT THE RETAINED BUILDER MEETS THE REQUIREMENTS OF THIS MANUAL AND OTHER APPLICABLE DOCUMENTS.

This manual has been prepared by the DRC as a guideline for Owners, their Architects and Builders in designing New Homes (defined as the primary living structure, swimming pool and/or spa, or other structure) and remodeling Existing Homes (defined as the primary living structure, swimming pool and/or spa, or other structure that affects existing exterior architectural features, foot print and/or square footage, or exterior appearance in any fashion).

Each Owner, their Architect and their Builder should be familiar with the provisions of the Master Declaration and other rules and regulations of the HDOA as well as the Declaration of Protective Covenants, Conditions and Restrictions for the Granada Estates Neighborhood. The inclusion of any recommendation in this manual shall not preclude the right of DRC to disapprove any proposed submittal for any reason. All terms used in this manual shall be defined in accordance with definitions used in the Master Declaration.

**NOTE:** Approval by the DRC does not constitute approval by any public permitting agency. Flagler County requires building permits for homebuilding which will necessitate compliance with local and state building codes. The owner shall coordinate required design components between DRC and all agencies and state building codes.

THIS DESIGN REVIEW MANUAL IS A PORTION OF THE DEVELOPMENT CODES REFERENCED BY THE MASTER AND NEIGHBORHOOD DECLARATIONS AND MAY BE MODIFIED FROM TIME TO TIME BY THE DRC AS PROVIDED THEREIN. ALL OWNERS ARE RESPONSIBLE TO BE AWARE OF ALL BUILDING REQUIREMENTS AT THE TIME OF POSSIBLE LOT SALE OR COMMENCEMENT OF THE DESIGN OF A HOME.

## **GENERAL INFORMATION AND THE REVIEW PROCESS**

Owners in the process of considering the design and construction of a New Home, swimming pool and/or spa, or other building, or the remodeling of an Existing Home, swimming pool and/or spa, or other improvement that affects existing exterior architectural features, foot print and/or square footage, or exterior appearance in any fashion in Granada Estates, shall submit to the DRC all items as listed on **EXHIBIT A: SUBMITTAL/TRANSMITTAL CHECKLIST** (available from the DRC as submittal documents and exhibits). **EXHIBIT A: SUBMITTAL/TRANSMITTAL**

**CHECKLIST** and all items required shall be the transmittal record of the submission and the DRC response to the submission.

**Prior to any construction**, a Owner, their Architect and Builder must receive guidance from the DRC by following the three-step design and construction review process below:

- A. Design Application and Concept Review
- B. Final Construction Plan Review
- C. Final Inspection and Acceptance

Often the DRC will make design suggestions between Step A and B as well as rendering a definitive acceptance/disapproval decision of design elements. The Owner is encouraged to make this interaction a positive, constructive exchange, as many houses have already been built and the DRC has valuable advice to offer.

Full and timely submission of information, as well as adherence to the design standards set in this manual and by Flagler County permit requirements, may prevent delays and minimize frustration of all parties involved. Questions concerning the interpretation of any matter in this manual should be directed to the chairman of the DRC.

### **CONCEPT PLAN REVIEW**

A Builder or Owner shall submit preliminary or conceptual drawings and specifications or other information to the DRC for Design Application and Concept Review prior to Final Construction Plan Review. Design Application and Concept Review is provided for the convenience of Owners, their Architects and Builders in order that they may receive Conceptual Approval of building and landscape plans prior to preparing and submitting detailed plans and specifications.

The DRC will review the information and indicate its approval, disapproval or recommendation. A conceptual approval given by the DRC shall not constitute approval for the commencement of construction but only approval of the conceptual information being submitted. Submittals for Design Application and Concept Review of any New Home construction, including swimming pool, spa, or other building, or the or the Alteration or Addition to an existing home, swimming pool, spa, or other improvement that affects existing exterior architectural features, foot print and/or square footage or exterior appearance in any fashion, shall include all items listed on **EXHIBIT A: SUBMITTAL/TRANSMITTAL CHECKLIST** new residence conceptual review items.

### **FINAL CONSTRUCTION PLAN REVIEW**

Submittals for Final Construction Plan Review of any New Home Construction including swimming pool, spa, or other building, or the Alteration or Addition to an existing home, swimming pool, spa, or other improvement that affects existing exterior architectural features, foot print and/or square footage or exterior appearance in any fashion, shall include all items listed on **EXHIBIT A: SUBMITTAL/TRANSMITTAL CHECKLIST**, new residence final review items.

**Exterior Colors and Materials**

See **EXHIBIT D: EXTERIOR COLORS AND MATERIALS.**

Owners and Builders requesting Final Construction Plan Review of an improvement shall submit sufficient exhibits to demonstrate compliance with the standards and requirements of this Design Review Manual. Construction must begin within six (6) months from date of final approval and, unless extended, must be completed within 24 months after construction commences. If construction is not commenced within six (6) months from the date of approval by the DRC, approval is void and the Builder or Owner must submit a new Final Construction Plan Review to the DRC for approval. If the approval is granted subject to conditions, the conditions shall be satisfied within sixty (60) days of issuance or the approval shall be void.

No construction of a building or structural improvement, no clearing, landscaping or other site improvement, and no alteration or addition to any existing structure or site improvement shall be made on any property until the plans and specifications showing the proposed design, are complete and stamped

APPROVED FOR CONSTRUCTION  
HAMMOCK DUNES DESIGN REVIEW COMMITTEE,  
  
DATED \_\_\_\_\_.

**APPEAL**

If an application for Concept Review or Final Review has been denied, if an approval is subject to conditions which the Owner feels are harsh or unwarranted, or if there are disputes on any other matter related to actions of the DRC, the Owner may request a hearing before the full committee of the DRC within 10 days after the Owner receives notification from the DRC’s decision. At the hearing the Owner will be permitted to present their position on the matter and make requests or recommendations as to an alternative action. After the hearing the DRC will review the information presented and notify the party of its final decision on the matter. The decision of the DRC shall be final.

**CONSTRUCTION START/CONSTRUCTION AGREEMENT/  
SITE PRECONSTRUCTION MEETING**

On all New, Alteration or Addition Construction, the Owner and Builder shall enter into the attached HDOA **EXHIBIT F: CONSTRUCTION AGREEMENT** with the HDOA. **Under this agreement, the Builder and/or Owner must submit to the DRC fees and deposits per EXHIBIT C: FEES AND CONSTRUCTION DEPOSIT REQUIREMENTS and EXHIBIT E: SAMPLE LETTER OF CREDIT.**

The Builder or Owner shall have the corners of the proposed Home, swimming pool, spa, or other improvement or proposed Alteration or Addition improvements staked, and trees slated for preservation marked for an on-site review by the DRC prior to review of the application by the DRC.

### **Builder Conduct**

All Owners and Builders shall be held responsible for the acts of their subcontractors, sub-subcontractors, material men, suppliers, laborers, or agents of any tier, or their respective employees and any other persons or parties involved in the construction or alteration of a homesite. See **EXHIBIT G: BUILDER CONDUCT**.

### **Port-O-Let Enhancement**

See **EXHIBIT I: CONSTRUCTION PORT-O-LET ENHANCEMENT**.

### **Alteration after Plan Approval**

If, after DRC approval, a Builder or Owner desires an alteration or addition to the original approved plans, sufficient information shall be submitted to the DRC to allow full understanding of the proposed alteration or addition.

The alteration or addition request must be approved in writing from the DRC before implementation.

## **FINAL INSPECTION AND ACCEPTANCE**

Construction must be completed within the milestone times specified by the Builder in HDOA **EXHIBIT F: CONSTRUCTION AGREEMENT**, with the start date designated on the issuance date of a building permit. **The DRC shall have the right to enter upon and inspect any property at any reasonable time before, during, or after the completion of work for which approval is required under this manual.** The following construction milestones describe the Builder's responsibility to notify the DRC and the DRC's responsibility to the Builder:

- A. Upon completion of the foundation, the Builder shall submit a survey of the foundation to the DRC.
- B. The Builder shall notify the DRC of any changes in the dates of the following completion milestone dates as specified in HDOA **EXHIBIT F: CONSTRUCTION AGREEMENT**:
  1. Lot Clearing/Demolition/Foundation: plumbing roughed in & slab poured.
  2. Framing/Structure: exterior walls, roof trusses, roofing dry-in, windows & doors.
  3. Outside & Inside Finishes: electric, plumbing, drywall, cabinetry, roof tile, paint.
  4. Driveway & Landscaping: ready for Certificate of Occupancy.
  5. Certificate of Occupancy: ready for move-in.
- C. Upon completion of construction, the Builder shall give written notice to the DRC. Attached to the notice shall be a final survey and a copy of the Certificate of Occupancy for the newly constructed residence and/or improvement.
- D. After DRC's "Final Inspection and Acceptance" of the construction and/or improvements and provided that such inspection determines that the construction and/or improvements were completed in substantial compliance with the proposed plans and specifications

submitted for Final Approval, the DRC shall return the Construction Deposit, less amounts withheld for any reason specified in **EXHIBIT F: CONSTRUCTION AGREEMENT**.

Builders and Owners are forewarned that the Master Declaration has granted to the DRC and the Board of Administrators of the HDOA broad discretionary powers regarding the remedy or removal of any non-complying improvement constructed within Hammock Dunes and/or penalties associated with exceeding the specified dates in HDOA **EXHIBIT F: CONSTRUCTION AGREEMENT**. In this regard, should the DRC find any construction and/or improvement was not performed or constructed in substantial compliance with the approved submittals, the Board of Administrators of the HDOA or the DRC may, after reasonable notice to the Builder or Owner, remedy or remove the non-complying improvement and seek any remedy permitted as outlined in **EXHIBIT F: CONSTRUCTION AGREEMENT** or as otherwise permitted by law. Any action by the DRC or HDOA in remedying or removing the non-compliant improvement shall not be deemed a trespass, theft or any other criminal offense, and the Owner, Builder and any successors, agents or assignees thereof shall not hold the DRC, the HDOA, its agents, or the Board of Administrators liable for such remedy or removal.

### **Construction Schedule**

The DRC recognizes that weather and the availability of building materials and labor may adversely impact the milestone dates specified in HDOA **EXHIBIT F: CONSTRUCTION AGREEMENT**. In such an event, Builders shall notify well in advance any potential design or construction issues, which could adversely impact these dates. There is a need to be aware of, understand and gage the impact of any construction completion delay upon neighbors and the overall Hammock Dunes community. Builder completion delay notifications to the DRC shall include reasons for the delay along with a revised milestone completion schedule. Builders should understand that a timely notification of milestone and/or timeline delays associated with completion of a home, alteration or addition should reflect more favorably than any last minute or no notification. See **EXHIBIT H: COMMON VIOLATION AND FINE SCHEDULE**.

## **GENERAL SUBDIVISION STANDARDS**

### **Residential Use**

The homesites may be used for residential housing purposes and for no other purposes. No business, occupation, or profession may be conducted on a homesite or within a dwelling unit except for those rights reserved to the Declarant, its successors, designees and assignees as set forth in the Master Declaration and Neighborhood Declarations.

### **Temporary Improvements**

No temporary building or structure shall be permitted on any homesite except that work equipment trailers, barricades, temporary power poles and the like may be permitted during the construction of a permanent improvement, and provided that the DRC shall have approved the design, appearance, and location of the same. All such temporary improvements shall be placed on the homesite and not on the road right-of-way. They shall be removed no later than fourteen (14) days after the date of completion of the building(s) for which the temporary structure was intended, and shall be per-



mitted for no longer than a period of six (6) months unless an extension of time is granted in writing by the DRC.

### **Accessory Structures**

No more than one detached single-family residential dwelling shall be erected on a homesite. The DRC may approve accessory structures (such as garages, gazebos, guest houses, servant quarters, and the like) that are detached from a main residential dwelling so long as they are not erected prior to construction of the main residential dwelling.

### **Utility Service**

No lines, wires or other devices for communications purposes, including telephone, television, data and radio signals, or for transmission of electric current or energy shall be constructed or placed on any homesite unless the same shall be in or by conduits or cables constructed, placed and maintained underground or concealed in, under or on buildings, or other approved improvements. Above ground electrical transformers and/or generators and other equipment may be permitted if properly screened and approved by the DRC. In addition, all propane, water, sewer, oil and other pipes for gas or liquid transmission, and their storage tanks, shall also be placed underground or within or under buildings. Nothing herein shall be deemed to forbid the erection and use of temporary power or telephone services incident to the construction of approved improvements. See **EXHIBIT K: GEOTHERMAL CLOSED LOOP SYSTEMS** for system requirements.

### **Refuse and Storage Areas**

Garbage and refuse shall be placed in containers and shall be capped and contained in such a manner that they are inaccessible to animals. The containers shall be concealed within buildings, by means of a screening wall of the same material, design scheme and color as that of the building and by screen landscaping sufficient to provide a permanent screen from view of surrounding property. These elements shall be integrated with the building plan, be designed so as not to attract attention, and shall be in an inconspicuous location.

## **SITE IMPROVEMENTS STANDARDS**

In addition to compliance with this Design Review Manual and the covenants, restrictions, rules and regulations of the HDOA, all construction, alterations and improvements shall be in compliance with any local government or state laws. In the event that there is conflict between the local government requirements, state requirements, and those of the HDOA, the more restrictive shall apply.

### **Site Placement**

A site plan/survey for each homesite must be prepared by a **REGISTERED FLORIDA LAND SURVEYOR** and must be submitted to and approved by the DRC. All buildings and other improvements shall be placed as approved by the DRC. The existing topography and landscape shall be disturbed as little as possible, such that the maximum number of desirable trees and other natural features will be preserved. The DRC will review the proposed location of all improvements on the site prior to lot clearing.

### **Building Setbacks**

The building setbacks, as illustrated in FIGURE 1, shall be used for the proposed homesite. Minimum building setback lines shall be thirty (30) feet to the front homesite line (edge of street right-of-way), twenty (20) feet from the side homesite line, and twenty (20) feet from the rear homesite line. Where a rear or side setback is adjacent to the golf course, lake or marsh, the minimum setback may be increased or additional landscape required. Where a side homesite line is adjacent to a street, the minimum building side setback line adjacent to the street shall be 30 feet.

The DRC may grant an exception from the above minimum setbacks to save existing trees or in a case where a homesite would be rendered not buildable due to its size, shape or topography. To insure proper neighborhood access, the direction in which the front elevation of any dwelling unit shall face on a homesite shall be approved by the DRC.

The DRC cannot grant a property owner rights to water views beyond the extension of their own property line.

### **Binding of Homesites**

An Owner of two or more adjoining lots may make application to combine platted lots into a larger homesite. In order for the DRC to properly evaluate the request, a Concept Plan shall be submitted illustrating the existing and proposed homesite configurations. A second plan shall be submitted illustrating proposed residence(s), drives, and other major site development components. The following criteria shall be applied in the design of a homesite on combine platted lots:

- A. The building envelope shall not exceed the combined setbacks and or combined building envelopes.
- B. No homesite can be created from less than the originally surveyed lot.
- C. All HDOA assessments, fees and charges per the original lot configurations shall apply.
- D. Approval by the DRC does not constitute approval by any public permitting agency. Flagler County requires building permits for homebuilding, which will necessitate compliance with local and state building codes.

### **Driveways**

Parking spaces, garages, curb cuts and the driveway to a garage shall be planned and executed in an attractive and functional manner and shall consider the location of existing trees, topography, streetscape and be compatible with surrounding improvements. Driveway maximum allowable slope is 10%.

All homesites shall have a paved driveway of stable and permanent construction of at least twelve (12) feet in width. Unless prior approval is obtained from the DRC, all driveways must be constructed of brick, concrete, stone or similar material. When curbs are required to be broken for driveway entrances, the curb shall be repaired in an orderly fashion in such a way as to be acceptable to the DRC.

All concrete driveways shall have a light broom finish and joints shall be provided to prevent surface cracking.

Any subsequent modification to driveways, including painting and/or change of material or finish, must be approved by the DRC.

### **Street Front Improvements**

The Builder shall provide trees, landscaping and irrigation to edge of pavement. This area of landscaping shall be defined by extending the side lot lines to the street. The DRC shall review the landscape and site plan to check that tree spacing and landscaping is consistent with neighboring homesites.

The street front improvements shall include trees as an enhancement to the neighborhood and be located to reduce the impact of the open street right-of-way. Trees to reduce right-of-way impact shall be Southern Magnolia, Live Oak, 14 to 16 feet in height, 7 to 8 feet in spread, 3½ to 4 inch caliper trunk with 6 to 7 feet of clear trunk. Alternative species will be considered in coastal areas. Trees shall equal or exceed the standards for Florida No. 1, as given in “Grades and Standards for Nursery Plants” Parts I and II State of Florida Department of Agriculture and any amendments thereto.

Sod shall be St. Augustine grass (*Stenotaphrum secundatum* ‘Floratum’ is recommended) or Empire Zoysia (*Zoysia tenuifolium* is recommended) unless otherwise approved by the DRC. The sodded area of the homesite shall be provided with an automatic underground irrigation system.

Upon development of the homesite, the Builder or Owner shall be responsible for maintaining the trees, sod and landscaping in an acceptable manner to the edge of pavement, including plantings and irrigation within the road right-of-way.

Upon written request by the Owner or Builder, the Hammock Dunes Owners Association, Inc. will remove any of its irrigation heads in the road right-of-way during construction on the homesite.

### **Drainage and Grading**

Special attention shall be given to proper site surface drainage so that surface waters will not interfere with surrounding homesites and natural drainage flows. Paved areas shall be designed to allow surface water to drain naturally and to prevent water from collecting or standing.

Erosion control measures shall be taken during all construction activities to prevent sediments from leaving the site. Fill shall not be deposited or removed without DRC permission.

Site plans shall show physical improvements or elements of the landscape or terrain which control or determine the location or flow of surface water and drainage patterns. No improvements shall be made without prior approval of the DRC.

Direct discharge of stormwater into lakes or marshes is prohibited. All storm water must be pre-treated by on-site retention or detention.

### **Games and Play Structures**

All basketball backboards and any other fixed games and play structures are subject to approval by the DRC and shall be located at the side or rear of the building not visible from the street, or on the inside portion of the corner homesites within setback lines, or in a manner that detracts from views of water from neighboring homesites. The DRC cannot grant a property owner rights to water views beyond the extension of their own property line into the waterway. Tree houses or platforms of a like kind or nature shall not be constructed unless approved by the DRC.

### **Swimming Pools and Other Improvements**

Any swimming pool or other improvement to be constructed upon any homesite must be approved by the DRC. The design submittal must include all design components including materials, finishes and colors for the pool, pool deck, fence, additional landscape, pool equipment or any other requested element. The design must incorporate, at a minimum, the following:

- A. Swimming pools, water features, pool cages/screening and/or other improvement fencing shall not be visible from the street from the front of the dwelling unit.
- B. The composition of the material must be thoroughly tested and accepted by the industry for such construction.
- C. Pool cages, screens and fencing must be of a color and material approved by the DRC. Bronze, black or white are the approved colors for these materials.

### **Signs**

No sign, advertising or notice whatsoever (including, but not limited to, commercial, political or similar signs) shall be erected or maintained on the homesite except such signs as may be required by law and such signs as may be approved by the DRC. Security protection signs are permitted within 10 ft. of the front and rear doors.

### **Lighting**

All exterior lighting shall be limited to the minimum necessary for safety, identification, and decoration. Exterior lighting of buildings for security and/or decoration shall be limited to concealed up lighting or down lighting and the style and type of lighting shall not be visible from streets and other common areas and no color lens or lamps are permitted. No lighting of outdoor recreational facilities, except swimming pools and/or spas, is permitted, unless site conditions warrant special consideration by the DRC.

### **Fences and Walls**

Where fences or walls are required (six foot height maximum), the location shall be off the property line and buffered to adjacent property with preservation of existing vegetation or landscape plantings. Fences shall be aluminum picket, wrought iron or composite material that provides quality and permanence for a premier residential community. Walls or fence support columns shall reflect the design of the main residence by use of similar materials, finishes and colors. In general, fences or walls are not encouraged within the Hammock Dunes Private Community. Hedges, berms, or other landscape alternatives are preferred. Fences shall not enclose or define property lines of individual homes.

**Mailboxes**

All mailboxes and stands shall be of a design selected from a list of mailbox styles and suppliers approved by the DRC. The mailboxes shall include no more than the surname, house number, and street name of the resident and shall be located at the street front of each homesite as prescribed by the United States Postal Service. The Builder shall initially provide and install a mailbox as approved by the DRC, and the homeowner shall maintain the DRC approved mailbox.

**Approved Mailboxes For Hammock Dunes**

<b>Company</b>	<b>Model</b>	<b>Phone Number</b>	<b>Color</b>
Mel Northey Corp.	Williamsburg 1023-A Website: www.melnorthey.com	800-828-0302	Black, Verde Green, Green
Imperial	6080	800-647-0777	Black, Green
Frontgate	Capital Model #'s 14802, 14803, 14811 Website: www.frontgate.com	888-263-9850	Black, Bronze, White
Whitehall	Premium Streetside Mailbox Website: www.whitehallproducts.com	800-728-2164	Black, Bronze, White

**Lawn Furnishings**

No water fountains, bird baths, frog ponds, flag poles, lawn sculpture, artificial plants, bird houses, rock gardens, or similar types of accessories and lawn furnishings are permitted on any homesite without prior approval of the DRC.

**BUILDING CONSTRUCTION STANDARDS**

The overall design theme within Granada Estates, is a Mediterranean flavor and style that accentuates the colors, exterior design traits, and roof tiles of the most prestigious Mediterranean homes. The Architect should strive to reflect a pure, simple, yet elegant design of the structure. Classical Mediterranean architecture lends itself to such an endeavor. All new home construction and existing home alterations or additions must follow a design theme similar to the existing Hammock Dunes Private Community homes and landscape. Designs shall incorporate features on side elevations appropriate to visibility from the entire Hammock Dunes community.

**Minimum Building Size**

The minimum square feet of enclosed air conditioned living area required for main residential dwelling structures within Granada Estates shall be no less than 2,500 square feet.

The method of determining the square footage of the enclosed air conditioned living area of a dwelling unit, structure, or addition thereto, shall be to multiply together the horizontal dimensions of the walls forming the outer boundaries of the air conditioned living area. Open porches, atriums, screened-in patios, courtyard, garages and other similar type space shall not be taken into account in calculating the minimum enclosed air conditioned living area square footage.

### **Minimum Floor Finish Elevation**

All buildings shall have a minimum floor finish elevation equal to or greater than one (1) foot above the one hundred year flood elevation as determined by the most current FEMA maps.

Owners, Architects and Builders are hereby notified that the minimum elevation does not guarantee desired visibility of the ocean and other amenities. A site review should be done by the owner to understand and achieve the desired view.

### **Building Heights**

The maximum building height of thirty-five feet (35') shall be the vertical distance from the established grade at the center of the front of the building to the mean height level between the eaves and ridge for gable, hip and gambrel roofs. Any design of residential elements over two stories will be subject to DRC review for compatibility with the neighborhood.

### **Multi Story**

Two story submittals shall have additional architectural requirements on side and rear elevations, which may not apply to single story submittals. Two story structures have a stronger impact on the community as the landscaping does little to buffer weak architectural facades.

### **Exterior Materials**

Finish colors shall be applied consistently to all sides of the building exteriors. Recommended materials shall be stucco or similar cement type products of neutral tones. Brick, stone and ceramic tile may be used as accents. No simulated brick or stone shall be permitted. Metal or vinyl siding is prohibited. Sample materials may be requested by the DRC for review.

Exterior finish materials are expected to be of the very highest quality. Any stucco or other cement type products shall be applied so as to eliminate "bleed through" of the supporting structure. All materials proposed for exterior use shall be approved prior to construction. Elastomeric paint is recommended.

### **Windows and Doors**

Highest quality windows and doors are required. Metal clad windows are acceptable provided they are finished in a factory-applied color and the color matches the exterior trim. Aluminum awnings and jalousie-type windows are not permitted. Use of reflective tinted treatments and/or reflective glass is strongly discouraged. Homeowners are encouraged to use impact resistant glass in any window facing landing areas along golf course fairways.

Window shutters must be sized to match window openings and mounted to appear operational. They must also follow the guidelines for exterior trim and decorating concerning materials and colors.

### **Exterior Trim, Banding and Decoration**

Exterior Trim, Banding and Decoration are required. The color of the trim must be differentiated from the body of the home. All materials proposed for exterior trim, banding and decoration must be approved by the DRC prior to construction.

Exterior window and door trim and similar decorations shall all be of the same color and material, unless otherwise approved, and shall be either of the same material as exterior walls or directly compatible. The preferred material for trim and decorations is stone, ceramic tile, smooth stucco, and stained or painted wood. Metal or vinyl siding is prohibited.

Fascia, gutters and downspouts shall blend in and be directly compatible with the architectural detail of the exterior walls.

### **Exterior Colors**

Exterior Colors shall be indicated on **EXHIBIT B: DESIGN REVIEW APPLICATION** and approved by the DRC. Samples and/or color chips of all exterior colors may be requested by the DRC for review. Any changes in exterior colors made in future repaintings shall be regarded as a “Minor Alteration or Addition” subject to approval by the DRC.

The color palate for Granada Estates is subdued earth tones and subtle pastels. It is important to differentiate the color of the trim from the body of the home.

### **Roofs**

Flat roofs shall not be permitted on any portion of the structure provided that the DRC shall have discretion to approve such roofs if consistent with the architectural design of the house. No built-up roofs shall be permitted, except on approved flat surfaces. The composition of all pitched roofs is required to be terra cotta barrel, slate, or concrete tile. Roof pitches must be a minimum of 5/12 slope.

### **Chimneys**

Any exposed portion of a chimney outside of the building shall be constructed solely of brick, stone or stucco. If the fireplace is a metal (self-insulated) type with a metal spark arrestor at the top of the chimney, the arrestor must have a cawling or surround of a material and color approved in advance in writing by the DRC. The chimney cap must be painted the same color as the roof of the tile or the home color. No unpainted aluminum may be left exposed.

### **Garages**

All residential dwellings shall include a garage adequate to house at least two (2), but not more than four (4), large-sized automobiles with a minimum floor space allocation for each automobile of not less than eleven (11) feet in width and twenty two (22) feet in length. No garage shall be less than four hundred eighty-four (484) square feet of total floor space for automobiles, not including space required for hot water heaters and HVAC equipment or other equipment and appliances commonly located in garages.

All garages shall be constructed of the same exterior materials and colors as the main structure. All garage doors (except service doors) shall be a minimum width of eight (8) feet for each automobile and operated by automatic door openers. Garage doors and service doors shall be located so they are not visible from the street. Street facing garage doors shall be screened with motor court walls and landscaping to shield from view. When garage doors face the side homesite line, a twenty six (26) foot turnaround space and screening from view by landscaping is required.

Garage doors shall be constructed of a material that is similar in appearance to the exterior materials of the buildings, and the color of the garage doors shall be compatible with the color of other exterior finishes of the building. Garage doors may be screened with electric roll down type. Submittal of detail and color etc. to DRC for review is required. Garage doors, automatic door openers and service doors shall be maintained in working condition and shall be kept closed when not in use.

No garage shall be converted to other usage without the substitution of another garage. No carports shall be permitted.

### **Water Conserving Bathroom Fixtures**

Water closets shall be water conserving (low volume) models and all faucets and showers shall have flow restrictors.

### **Geothermal Systems**

The Hammock Dunes Owners' Association supports the use of "closed-loop," non-well, geothermal systems, so long as property owners planning to install them apply to the Design Review Committee (DRC) for review of their plans, just as homeowners must apply to the DRC for review of new home construction or any other major alterations to their structures and/or properties. All homeowners are cautioned not to install a geothermal system of any type without coordinating with the DRC for approval. "Open-loop" systems are prohibited and will not be approved. Please refer to **EXHIBIT K: GEOTHERMAL CLOSED LOOP SYSTEMS** checklist for specific requirements when making a submission.

### **Energy Efficiency**

All homes shall meet or exceed Florida's Energy Efficiency Code for Building Construction. All plans and specifications submitted for final approval shall include evidence of compliance with this provision.

### **Appurtenances**

All exterior mechanical equipment, including but not limited to transformers, all generators, vents, air conditioning compressors, pool pumps, meters, etc., shall be concealed from view by walls of the same material, design scheme and color as that of the building and by screen landscaping sufficient to provide a permanent screen from view of surrounding property. Walls shall be either attached to the home structure or no more than six (6) inches from the home structure.

The DRC may allow appurtenances to be concealed with PVC fence or similar materials as replacement for previously approved installations with screen landscaping.

### **Solar Energy**

Solar energy collectors, although allowed by Florida statutes, shall be submitted to DRC for review for type, kind, color and location only. The community desires to encourage owners to make every effort possible to aesthetically integrate the panels into the structure of the home so as to minimize views from the streets.



### **Hurricane Shutters**

Hurricane shutter installations must be reviewed and approved by the DRC. Shutter usage is subject to the following suggested operational criteria: Close no earlier than the official hurricane watch and open or take down within seventy-two (72) hours after the official watch is lifted.

Plywood hurricane barriers are discouraged and may be installed only during an official hurricane watch.

### **Satellite Dishes**

No satellite dish greater than one meter (39") for transmission or reception of television signals or any other form of electromagnetic radiation shall be erected where visible from the street. Satellite dishes one meter (39") or less may be placed on a lot, but advance notice to the DRC as to location, color, and screening is required. The DRC will work with the owner on a design installation that is minimally visible without interrupting the signal or without significantly increasing the cost of the installation. Satellite dishes one meter (39") or less should also be situated to minimize visibility from the adjacent property, or may be required to be painted to match the residence.

### **Window Air Conditioning Units**

No window air conditioning units shall be permitted where visible from the street or any adjoining property.

## **LANDSCAPING AND OPEN SPACES STANDARDS**

### **General**

Any homesite that is altered from its natural state, must be landscaped according to plans approved by the DRC. All shrubs, trees, grass, and plantings of every kind must be well maintained, properly cultivated and free of trash and other unsightly material. Landscaping, as approved by the DRC, shall be complete at the time a home is ready to obtain a Certificate of Occupancy.

### **Landscaping Plan**

A landscaping plan for each homesite must be designed by a **REGISTERED FLORIDA LANDSCAPE ARCHITECT** and must be submitted to and approved by the DRC. The objective of the landscaping plan should be to provide landscaping around each home consistent with the high standards of design which this Design Review Manual promotes.

Incorporation of existing vegetation on the site into the landscaping plan is strongly encouraged. Existing trees intended to be removed should be shown and may not be removed without the prior approval of the DRC and Flagler County, if necessary.

### **Concept Landscape Plan at Final Review**

A Conceptual Landscape Plan at 1" = 20 ft. showing existing vegetation to remain, proposed trees, shrubs, and ground cover plantings with preliminary plant list indicating size (ht. × spd.), spacing, sod, mulch, etc. and estimated quantities.

### **Final Landscape and Irrigation Plans**

Final Landscape and Irrigation Plans are required to be submitted for approval at the time of Construction Milestone 2a of **EXHIBIT B: DESIGN REVIEW APPLICATION**.

Landscape Plan at 1" = 20 ft. showing existing vegetation to remain, proposed trees, shrubs, and ground cover plantings with plant list indicating size (ht. × spd.), spacing, sod, mulch, etc. and quantities.

Irrigation Plan at 1" = 20 ft. indicating point of connection, main lines, all zone valves, specifications for all heads and irrigation components.

### **Lakeside Landscaping (Refer to EXHIBIT J: LAKE SLOPE TREATMENT OPTIONS for additional detail)**

The landscape plan shall adhere to the following criteria for lakeside landscaping:

- A. No more than fifty (50) percent of the lake slope area shall be planted in sod.
- B. Terraced steps or walkways leading to the water are permitted. Appropriate landscape shall be required along such walkways. Lighting of these areas shall be subdued and should otherwise comply with the lighting requirements specified herein.
- C. Established lake or marsh littoral zones shall not be disturbed.
- D. Lake Slope: For ease of maintenance, the slope from the lake edge to the finish grade of the homesite shall never exceed a 4 to 1 slope. In some situations, special landscaping terracing may be necessary to achieve this requirement. See **EXHIBIT J: LAKE SLOPE TREATMENT OPTIONS**.
- E. The Owner must obtain any necessary approvals from Flagler County, St. Johns River Water Management District, and D.C.D.D.

### **Trees**

In order that the natural beauty of the homesite may be preserved, no living tree having a diameter of three (3) inches or more, as measured four (4) feet from the natural grade, shall be destroyed or removed from the property unless approved by the DRC and Flagler County, if necessary, in connection with its approval of the plans and specifications for the construction of improvements on the property. The Builder shall take special care during construction not to injure or destroy trees or tree root systems by using protective barriers to keep equipment away from trees.

**NOTE:** Washington palms will not be permitted in landscape installations.

Shade trees shall not be planted in locations that would immediately or in the future create a nuisance, significantly shade a pool, or screen the view of an adjoining lot.

### **Sod**

All areas within each homesite not covered with pavement, buildings, shrubs or groundcover shall be completely sodded with either St. Augustine grass (*Stenotaphrum Secundatum* 'Floritam' is recommended) or Empire Zoysia (*Zoysia Tenuifolium* is recommended) unless otherwise approved by the DRC. All sodded areas shall be provided with an automatic underground irrigation system.

**Mulch**

All planting areas within each homesite shall be covered and maintained with three (3) inches or more of pine or cypress mulch or other suitable material approved by the DRC. Organic materials are preferred, but crushed stone or other natural mulch material may be considered. Colors are suggested to be darker earth tones.

**Plant Materials**

Plant materials shall equal or exceed the standards for Florida No. 1, as given in “Grades and Standards for Nursery Plants” Part I and Part II State of Florida Department of Agriculture and any amendments thereto. All plant materials are subject to the review and approval of the DRC. Use of non-indigenous plants is discouraged.

The preservation of existing natural vegetation, use of native plant material, and use of xeriscape principals is strongly encouraged to minimize water usage.

**Irrigation**

All landscaped areas shall be provided with an automatic underground irrigation system. Irrigation must be provided to the back of the curb of the adjacent street and to the shoreline of all portions of a lake, marsh, or other watercourse or to the edge of the golf course within the homesite landscape areas. The use of rain switches shall be incorporated into the design. All homesites must use the irrigation water source(s) provided for such use. Use of water from on-site wells, lakes or ponds for irrigation will not be permitted.

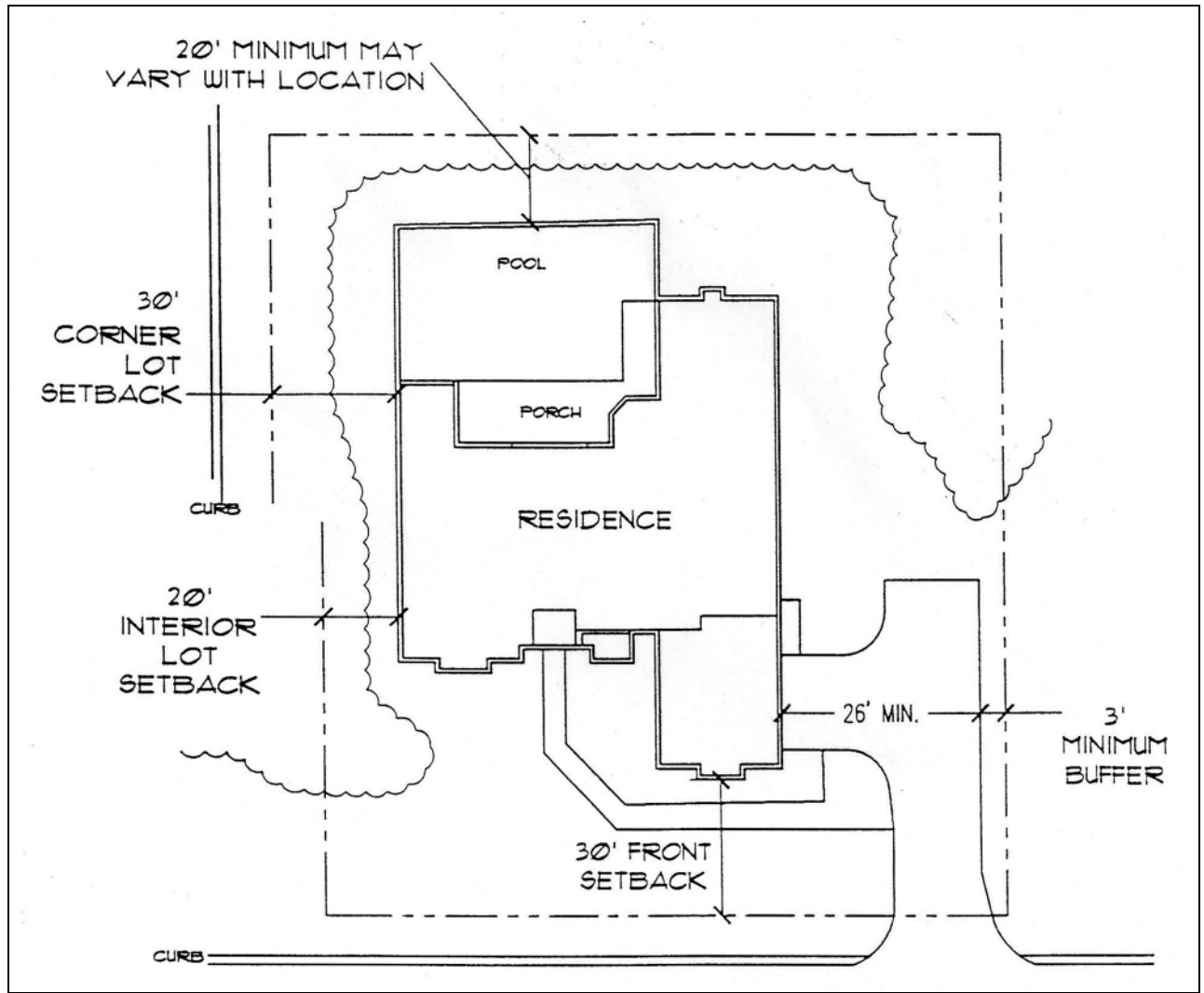
The D.C.D.D. may impose additional charges for excessive water usage.

**Fertilizers and Pesticides**

Only biodegradable fertilizers and pesticides approved by the U.S. Environmental Protection Agency and the Florida Department of Environmental Regulation shall be used.

**INVASIVE PLANT SPECIES**

All properties, including vacant lots, shall remove and prevent invasive plant species. Contact the DRC prior to removal to determine if replacement plantings will be required.



**FIGURE 1**  
**Granada Estates Typical Lot Setbacks**

**Hammock Dunes Design Review Committee**

**EXHIBIT A**

**SUBMITTAL/TRANSMITTAL CHECKLIST**

SUBMITTED BY: \_\_\_\_\_

PHONE: \_\_\_\_\_ EMAIL: \_\_\_\_\_

SUBMITTAL

ADDRESS \_\_\_\_\_ LOT # \_\_\_\_\_

OWNER NAME: \_\_\_\_\_

MAILING

ADDRESS: \_\_\_\_\_ EMAIL: \_\_\_\_\_

\_\_\_\_\_

**Check all items applicable below**

***Refer to DESIGN REVIEW MANUALS for complete  
Details and Requirements.***

**NOTE: ALL** items must be submitted to be included on Hammock Dunes Design Review Committee Meeting, 10 days prior to meeting regularly First Monday of each month.

**NEW RESIDENCE**

**CONCEPTUAL REVIEW ITEMS**

- A. **EXHIBIT B: DESIGN REVIEW APPLICATION**
- B. **EXHIBIT C: FEES AND CONSTRUCTION DEPOSIT REQUIREMENTS**
- C. Conceptual Architectural floor plans and elevations  
Signed and Sealed by **REGISTERED FLORIDA ARCHITECT**
- D. Conceptual site plan showing the approximate location and dimensions of all improvements. This plan should show the relationship of all building(s) on adjacent properties.

**NOTE:** For Island Estates Lots plans shall be to water's edge, and show required storm water retention area(s).

Signed and Sealed by a **REGISTERED FLORIDA LANDSCAPE ARCHITECT**

- F. Conceptual Landscape Plan showing existing vegetation to remain, proposed trees, shrubs and ground cover plantings

**NOTE:** For Island Estates Lots plans shall be to water's edge, and show required storm water retention area(s).

Signed and Sealed by a **REGISTERED FLORIDA LANDSCAPE ARCHITECT**

- G. Aerial photo from Google Earth or Flagler County Property Appraiser web site
- H. Photos of the existing site and adjacent homesites on sides across street
- I. Other information, photos, brochures, or items to further illustrate design elements
- J. Electronic submittal of "all" items included to Craig@ssmgfl.com or CD or thumb drive.

#### **FINAL REVIEW ITEMS** (Addressing all comments from Conceptual Review)

- A. **EXHIBIT B: DESIGN REVIEW APPLICATION**

- B. **EXHIBIT C: FEES AND CONSTRUCTION DEPOSIT REQUIREMENTS**

- C. Final Architectural Plans at ¼" = 1'-0" floor plans, elevations, sections, details

Exterior trim details at 1½" = 1'-0", space allocations; a/c, non-a/c, total sf.

Signed and sealed by **REGISTERED FLORIDA ARCHITECT**

- D. Site Plan/Survey at 1" = 20 ft., showing property dimensions, all proposed improvements, finished floor elevations, all setbacks, grading and drainage information, trees over 3" caliper

Signed and sealed by **REGISTERED FLORIDA LAND SURVEYOR**

**NOTE:** For Island Estates Lots, plans shall be to the water's edge and show required storm water retention area(s).

- E. Conceptual Landscape Plan at 1" = 20 ft. showing existing vegetation to remain, proposed trees, shrubs, and ground cover plantings with preliminary plant list indicating size (ht. × spd.), spacing, sod, mulch, etc. and estimated quantities

- F. **FINAL LANDSCAPE AND IRRIGATION PLANS**

Final Landscape and Irrigation Plans are required to be submitted for approval at the time of Construction Milestone 2a of **EXHIBIT B: DESIGN REVIEW APPLICATION.**

Landscape Plan at 1" = 20 ft. showing existing vegetation to remain, proposed trees, shrubs, and ground cover plantings with plant list indicating size (ht. × spd.), spacing, sod, mulch, etc. and quantities

Irrigation Plan at 1" = 20 ft. indicating point of connection, main lines, all zone valves, specifications for all heads and irrigation components

Signed and sealed by **REGISTERED FLORIDA LANDSCAPE ARCHITECT**

**NOTE:** For Island Estates Lots, plans shall be to water's edge and show required storm water retention area(s).

- G. Exterior Materials, Colors, and Finishes: Provide all associated exterior materials, colors, and finishes for improvements, e.g.: pavers, fences, screen enclosures, etc. with samples/color chips as required. (**EXHIBIT D: EXTERIOR COLORS AND MATERIALS**)
- H. Other, as may be specified by DRC.
- I. Electronic submittal of "all" items included to Craig@ssmgfl.com or CD or thumb drive.

## ALTERATION OR ADDITION

### CONCEPTUAL REVIEW ITEMS

- A. **EXHIBIT B: DESIGN REVIEW APPLICATION**
- B. **EXHIBIT C: FEES AND CONSTRUCTION DEPOSIT REQUIREMENTS**
- C. Conceptual Architectural floor plans and elevations shown on original Architectural Plans  
Signed and Sealed by **REGISTERED FLORIDA ARCHITECT**
- D. Conceptual site plan showing the approximate location and dimensions of all improvements  
Shown on existing sit plan/survey and showing the relationship of all building(s) on adjacent properties  
**NOTE:** For Island Estates Lots plans shall be to water's edge, and show required storm water retention area(s).
- E. Conceptual Landscape Plan showing existing vegetation, existing and proposed trees, shrubs and ground cover plantings  
**NOTE:** For Island Estates Lots plans shall be to water's edge, and show required storm water retention area(s).  
Signed and Sealed by a **REGISTERED FLORIDA LANDSCAPE ARCHITECT**
- G. Aerial photo from Google Earth or Flagler County Property Appraiser web site
- H. Photos of the existing residence and site and adjacent homesites on sides across street
- I. Other information, photos, brochures, or items to further illustrate design elements
- J. Electronic submittal of "all" items included to Craig@ssmgfl.com or CD or thumb drive.

### FINAL REVIEW ITEMS

- A. **EXHIBIT B: DESIGN REVIEW APPLICATION**
- B. **EXHIBIT C: FEES AND CONSTRUCTION DEPOSIT REQUIREMENTS**
- C. Final Architectural Plans at ¼" = 1'-0" floor plans, elevations, sections, details  
Exterior trim details at 1½" = 1'-0", space allocations, a/c, non-a/c, total sf.  
Signed and sealed by **REGISTERED FLORIDA ARCHITECT**

- D. Site Plan/Survey at 1" = 20 ft., showing property dimensions, all proposed improvements, finished floor elevations, all setbacks, grading and drainage information, trees over 3" caliper

Signed and sealed by **REGISTERED FLORIDA LAND SURVEYOR**

**NOTE:** For Island Estates Lots, plans shall be to the water's edge and show required storm water retention area(s).

- E. Conceptual Landscape Plan at 1" = 20 ft. showing existing vegetation, existing and proposed trees, shrubs, and ground cover plantings with preliminary plant list indicating size (ht. × spd.), spacing, sod, mulch, etc. and estimated quantities

F. **FINAL LANDSCAPE AND IRRIGATION PLANS**

Final Landscape and Irrigation Plans are required to be submitted for approval at the time of Construction Milestone 2a of **EXHIBIT B: DESIGN REVIEW APPLICATION.**

Landscape Plan at 1" = 20 ft. showing existing vegetation to remain, proposed trees, shrubs, and ground cover plantings with plant list indication size (ht. × spd.), spacing, sod, mulch, etc. and quantities

Irrigation Plan at 1" = 20 ft. indicating point of connection, main lines, all zone valves, specifications for all heads and irrigation components

**NOTE:** For Island Estates Lots, plans shall be to water's edge and show required storm water retention area(s).

Signed and sealed by **REGISTERED FLORIDA LANDSCAPE ARCHITECT**

- G. Exterior Materials, Colors, and Finishes: Provide all associated exterior materials, colors, and finishes for improvements, e.g.: pavers, fences, screen enclosures, etc. with samples/color chips as required. (**EXHIBIT D: EXTERIOR COLORS AND MATERIALS**)

- H. Other, as may be specified by DRC.

- I. Electronic submittal of "all" items included to Craig@ssmgfl.com or CD or thumb drive.

## **NEW BUILDER REVIEW (if required)**

- A. **FLORIDA LICENSED GENERAL CONTRACTOR**

- B. Brief Builder Biography

- C. Builder company outline, staff, equipment etc.

- D. Builder Experience, e.g.: plans, photos, size, value.

- E. References

- F. Electronic submittal of "all" items included to Craig@ssmgfl.com or CD or thumb drive.

## **MISCELLANEOUS SUBMITTAL**

**(fence, paint, satellite dish, hardscape, landscape renovations, etc.)**

- A. REPAINT: photos of existing, color samples of proposed colors/materials



- B. NEW FENCE: photos of existing property, location on property survey off property line, brochure or photo of fence, proposed buffer landscape plantings if required.
- C. SATELLITE DISH: photos of proposed location, location on property survey, brochure or photo of dish, proposed buffer landscape plantings if required
- D. NEW HARDSCAPE: photos of proposed location, location on property survey, brochure or photos of proposed item(s).
- E. Landscape Renovation: photos of proposed location(s), landscape plan showing existing vegetation, existing and proposed trees, shrubs, and ground cover with plant list indicating size (ht. × spd.), spacing, sod, mulch, etc. and quantities.
- F. EXISTING TREE REMOVAL: Indicate on site survey or existing landscape plan trees to be removed. Include tree type and size. Provide photos of trees and mark trees with a band of survey ribbon for field evaluation. Tree removal deposit if required.
- G. LAKE SLOPE TREATMENT: Indicate on site survey showing existing conditions the proposed lake slope treatment option from **EXHIBIT J: LAKE SLOPE TREATMENT OPTIONS**. (Not required for island estates.)
- H. Geothermal Closed Loop System see **EXHIBIT K: GEOTHERMAL CLOSED LOOP SYSTEM**.
- I. Other, contact DRC for requirements.
- J. Electronic submittal of “all” items included to Craig@ssmgfl.com or CD or thumb drive.

**Hammock Dunes Design Review Committee**

**EXHIBIT B**

**DESIGN REVIEW APPLICATION**

SUBMITTED BY: \_\_\_\_\_

PHONE: \_\_\_\_\_ EMAIL: \_\_\_\_\_

SUBMITTAL

ADDRESS \_\_\_\_\_ LOT # \_\_\_\_\_

OWNER NAME: \_\_\_\_\_

MAILING ADDRESS: \_\_\_\_\_

EMAIL: \_\_\_\_\_

REGISTERED FLORIDA ARCHITECT: \_\_\_\_\_

FLORIDA LICENSE NUMBER: \_\_\_\_\_

REGISTERED FLORIDA LANDSCAPE ARCHITECT: \_\_\_\_\_

FLORIDA LICENSE NUMBER: \_\_\_\_\_

LICENSED FLORIDA CONTRACTOR: \_\_\_\_\_

FLORIDA LICENSE NUMBER: \_\_\_\_\_

TYPE: \_\_\_\_\_ STANDARD MODEL: \_\_\_\_\_ (NAME)

\_\_\_\_\_ CUSTOM HOME \_\_\_\_\_ MAJOR HOME ADDITION \_\_\_\_\_ MINOR HOME ADDITION

\_\_\_\_\_ POOL \_\_\_\_\_ SPA \_\_\_\_\_ SCREEN ENCLOSURE

\_\_\_\_\_ MISC. (FENCE, PAINT, SATELLITE DISH, PAVERS, ETC.)

**FEES:** The Design Review Fee covers the normal review process of Design Application and Concept Review with comments back from Committee and Final Construction Plan Review with those comments being addressed. If comments are not addressed at Final Construction Plan Review or

major revisions are required for Final Construction Plan approval an additional fee covering the direct costs of the Committee will be charged. Design Review fees are as follows:

_____	\$4,000	New Home Construction
_____	\$1000	Major Alteration or Addition to an existing residence
_____	\$500	Minor Alteration or Addition to an existing residence or lake slope treatment
_____	\$500	Changes to or Resubmission of Plans
_____	\$1,500	New Builder review
_____	\$50	Review of files for previous construction
_____	\$25	Fence, paint, satellite dish, pavers, minor landscape changes

**Notes** (see **EXHIBIT C: FEES AND CONSTRUCTION DEPOSIT REQUIREMENTS**)

- 1) Review fees for New Home Construction and Major Alteration or Addition include Design Review Committee Review plus up to two (2) hours professional review.
- 2) Review fee for Minor Alteration or Addition includes Design Review Committee Review plus up to one (1) hours professional review.
- 3) All fees are subject to \$150.00 per hour additional charge – which ever is greater.
- 4) Submittals for review from existing residences for minor changes (paint color, mailbox, fence, solar collection system, etc.) shall not require a review fee.

**DESIGN REVIEWS**

**Concept Review:** see **EXHIBIT A: SUBMITTAL/TRANSMITTAL CHECKLIST** for all requirements.

**Final Plan Review:** see **EXHIBIT A: SUBMITTAL/TRANSMITTAL CHECKLIST** for all requirements.

**CONSTRUCTION/ALTERATION/ADDITION MILESTONES:** The Builder shall specify completion times (in months) for each new construction, alteration or addition milestone listed below. The Builder shall notify the DRC well in advance of any changes in these completion milestones:

<b>Construction/Alteration/Addition Milestone*</b>	<b>Completion Time (Months)</b>
1a. Lot Clearing/Demolition/Foundation: plumbing roughed in & slab poured. (Granada/Island Estates & Villas)	
1b. Lot Clearing/Demolition/Foundation: Pilings and Grade Beams poured. (Grande Mer, Playa del Sur, Carino la Mer)	
2a. Framing/Structure: exterior walls, roof trusses, roofing dry-in, windows & doors. (Granada/Island Estates & Villas)	

Construction/Alteration/Addition Milestone*	Completion Time (Months)
2b. Framing/Structure: exterior walls, roof trusses, roofing dry-in, plumbing roughed in, windows & doors. (Grande Mer, Playa del Sur, Carino la Mer)	
3. Outside & Inside Finishes: electric, plumbing, drywall, cabinetry, roof tile, paint.	
4. Driveway & Landscaping: Ready for Certificate of Occupancy.	
5. Certificate of Occupancy: Ready for Buyer Move-in.	

\*See **EXHIBIT H: COMMON VIOLATION AND FINE SCHEDULE**

**CONSTRUCTION START:** (All items required for construction start)

- \_\_\_\_\_ Deposit/Irrevocable letter of credit/construction loan
- \_\_\_\_\_ \$15,000 Deposit (New Home Construction)
- \_\_\_\_\_ \$7,000 Deposit (Major Alteration or Addition)
- \_\_\_\_\_ \$4,000 Deposit for Minor Alteration or Addition to an existing residence or Lake Slope Treatment
- \_\_\_\_\_ \$1,000 Deposit for driveway brick paver renovation
- \_\_\_\_\_ **HDOA EXHIBIT F: CONSTRUCTION AGREEMENT**
- \_\_\_\_\_ Pre-Construction Meeting (At property with clearing limits marked)

**FINAL INSPECTION AND ACCEPTANCE:** (All items required for New Home Construction Final Inspection and Acceptance)

- \_\_\_\_\_ Final survey (For Island Estates show storm retention areas(s))
- \_\_\_\_\_ Completion transmittal
- \_\_\_\_\_ Certificate of Occupancy
- \_\_\_\_\_ For Island Estates storm water retention certification

# **Hammock Dunes Design Review Committee**

## **EXHIBIT C**

### **FEES AND CONSTRUCTION DEPOSIT REQUIREMENTS**

#### **FEES**

##### **New Home Construction**

\$4000 Design Review Fee – Covers the normal process of evaluating concept architectural and landscape submittals and reviewing final plans that address DRC comments. Includes interim inspection of construction progress and final acceptance. Includes 1 conceptual, 1 preliminary, and 1 final review. Additional reviews will be charged at \$250 per meeting.

Additional Fees for New Home Construction:

- \$1,000, Pool and Extra Amenities
- \$500, Ocean Estates Private Walkover Connection
- \$1,000, Walkover, Intracoastal Seawalls and/or Docks
- \$500, Lake Seawalls
- \$6,500, Lot Binding (legal fees and recording fees will be additional)
- \$500, Solar Panels
- \$1,000, Closed Loop Well Systems

\$15,000 Refundable Construction Deposit – Required before construction begins. See **DEPOSITS** for specifics.

##### **Major Alteration or Addition**

\$1000 Design Review Fee – Covers structural or site modifications after original construction that affects or alters the existing exterior architecture, foot print and or square footage, or exterior appearance in any fashion or warrants the issuance of a building permit by a governmental authority. Also covers additions of pools, screen enclosures and docks. Includes up to two hours of professional review, but an additional fee of \$150 per hour may be charged for overly complex submittals.

\$7000 Refundable Construction Deposit – Required before work begins. See **DEPOSITS** for specifics.

##### **Minor Alteration or Addition**

\$500 Design Review Fee – Structural or site modifications of a relatively minor nature that do not require issuance of a building permit by a governmental authority. Also covers installation of lake slope treatment/seawalls, landscape alterations, solar panels, hurricane shutters,

windows/doors, landscape alteration requiring drainage plan, etc. Includes up to one hour of professional review; however additional reviews or time spent outside the normal review and inspection process may be subject to \$150 per hour additional charge.

\$4000 Refundable Construction Deposit – Within the discretion of the DRC, this deposit is required for installation of lake slope treatment or other minor alterations.

**Plan Change Fee**

\$500 Design Review Fee – This fee is required for re-submittals or any major change to the original approved plans during new home construction. (Note – An additional \$50 fee is required to retrieve prior construction plans)

**New Builder Review Fee**

\$1500 Review Fee – One time fee to obtain general contractor approval to build in Hammock Dunes

**\$25 Fee**

Minor improvements to an existing residence such as fence, pavers, satellite dish, exterior paint color change, rescreening of a lanai, small landscape projects. However, DRC approval is still required.

**Dumpster and Porta Potty Fees and Deposits**

\$500, Dumpster Fee for internal or external renovations that do not have an existing refundable deposit.

\$1,000, Dumpster Construction deposit (refundable).

\$500, Porta Potty Fee for internal or external renovations that do not have an existing refundable deposit.

\$1,000, Porto Potty Construction deposit (refundable).

**DEPOSITS**

**CONSTRUCTION DEPOSIT**

The Builder shall deposit fifteen thousand dollars (\$15,000) for New Construction or seven thousand dollars (\$7,000) for a Major Alteration or Addition with the HDOA. The construction deposit will be held in an interest bearing account until the improvements are complete and the DRC performs its Final Inspection and Acceptance. Any accruing interest will be used to fund the Hammock Dunes Owners’ Association administrative costs and not refunded. The construction deposit will be refunded to the person/entity that submitted the check (name on the check).

In the event the DRC finds the need to utilize these funds for any of the purposes enumerated below, the DRC shall notify the Builder about the deficiency and automatically withdraw funds from the Construction Deposit and/or the Letter of Credit to cover any expenses or fines. The Builder must replace any funds withdrawn from the construction deposit within five (5) business days of notification of the withdrawal by the DRC.

The construction deposit may be used to offset any costs incurred by the HDOA or the DRC to:

1. Repair damage to any property caused by the Builder or their subcontractors, suppliers and representatives during construction;
2. Pay for any cleanup of the site and adjacent property not performed by the Builder;
3. Bring the homesite and any structures thereon into compliance with the requirements of the Master and Neighborhood Declarations and the Design Review Manual;
4. Recover legal fees and other costs incurred by DRC in order to correct any construction or alteration not performed in substantial compliance with the plans receiving Final Approval;
5. Comply with the terms of the **EXHIBIT F: CONSTRUCTION AGREEMENT**.
6. **Pay any fines or expenses issued by the DRC per the FINE SCHEDULE, EXHIBIT H.**

### **COMPLETION GUARANTEE**

**Cash Deposit, Irrevocable Letter of Credit and Construction Loan Commitment** – To verify adequate funds are available to complete the proposed construction, for each New Construction or Major Alteration or Addition, the Owner/Builder shall also provide one of the three (3) following requirements contemporaneous with signing the HDOA **EXHIBIT F: CONSTRUCTION AGREEMENT**:

1. **Cash Deposit** – The Owner/Builder may deposit with the Hammock Dunes Owners' Association the sum of one hundred thousand dollars (\$100,000) for New Construction OR ten percent (10%) of the documented cost of construction approved by the DRC (new home construction) not to exceed one hundred thousand dollars (\$100,000). For a major alteration or addition, the cash deposit is ten percent (10%) of the documented cost of construction. Any accruing interest will be used to fund the Hammock Dunes Owners' Association administrative costs and not refunded. The cash deposit will be refunded to the person/entity that submitted the check (name on the check).
2. **Irrevocable Letter of Credit** – Submit an Irrevocable Letter of Credit in the amount of one hundred thousand dollars (\$100,000) for New Construction or ten percent (10%) of the documented cost of construction approved by the DRC (new home construction) not to exceed one hundred thousand dollars (\$100,000) to be held by the HDOA until all requirements of this agreement, including Final Inspection and Acceptance, are complete. For a major alteration or addition, the irrevocable letter of credit is ten percent (10%) of the documented cost of construction. A sample of an Irrevocable Letter of Credit is attached (Appendix C).
3. **Construction Loan Commitment** – Provide to the DRC an original copy of the construction loan commitment from an institutional lender. The institutional lender and the form of the construction loan commitment are subject to review and approval of the DRC. The construction loan commitment shall be for the applicable residence only.

### **TREE REMOVAL DEPOSIT**

When approval is granted by DRC for tree removal and a replacement tree is required a refundable deposit of \$400 per caliper inch of replacement is required until replacement tree is installed.

**Hammock Dunes Design Review Committee**

**EXHIBIT D**

**EXTERIOR COLORS AND MATERIALS**

**EXTERIOR COLORS & MATERIALS**

NOTE: SAMPLES and/or COLOR CHIPS OF ALL EXTERIOR FINISHES and MATERIALS MUST ACCOMPANY FINAL REVIEW SUBMITTAL.

<p>A: ROOF          Color _____          Mfg _____          Material _____</p>	<p>E: GARAGE DOOR          Color _____          Mfg _____          Material _____</p>
<p>B: FACIA          Color _____          Mfg _____          Material _____</p>	<p>F: TRIM BANDING          Color _____          Mfg _____          Material _____</p>
<p>C: SHUTTERS          Color _____          Mfg _____          Material _____</p>	<p>G: WINDOW FRAMES          Color _____          Mfg _____          Material _____</p>
<p>D: WALLS          Color _____          Mfg _____          Material _____</p>	<p>H: FRONT DOOR(S)          Color _____          Mfg _____          Material _____</p>
<p>OTHER: _____          Color _____          Mfg _____          Material _____</p>	<p>OTHER: _____          Color _____          Mfg _____          Material _____</p>



## Hammock Dunes Design Review Committee

### EXHIBIT E

#### SAMPLE LETTER OF CREDIT

Date

Travis Houk  
Southern States Management Group  
2 Camino del Mar  
Palm Coast, FL 32137  
Office: 386-446-6333  
Fax: 386-446-1830

Dear Mr.

(Name of bank) hereby opens our Irrevocable Letter of Credit Number in favor of the Hammock Dunes Owners' Association, Inc. for the account of or benefit of (name and address of builder) in the amount of one hundred thousand dollars (\$100,000) (for New Construction) or ten percent (10%) of the proposed cost (for Major Alteration or Addition Construction), not to exceed one hundred thousand dollars (\$100,000), available by your drafts on us at sight to be accompanied by:

1. Copy of the letter of credit issued in favor of the Hammock Dunes Owners' Association, Inc.
2. Affidavit stating that the terms and conditions of the construction agreement between (name of builder) and Hammock Dunes Owners' Association, Inc. signed and approved are not being performed as per said construction agreement outlining the specific non-conforming areas, signed by an authorized official to Hammock Dunes Owners' Association, Inc. with acknowledgement that said signer is an authorized signer.
3. Copy of said contract between the Hammock Dunes Owners' Association, Inc. and (name of bank).

Any drafts under the credit must be marked "drawn under credit number \_\_\_\_\_ of (name of bank)". This credit is subject to the Uniform Customs and Practice for Documentary Credits (1983 Revision), International Chamber of Commerce Brochure No. 400.

We hereby agree that any drafts drawn under and in compliance with the terms of this credit shall be duly honored on due presentation to (name and address of bank) on or before (36 months from date of agreement) or 30 days following issuance of a Certificate of Occupancy by the County of Flagler, Flagler County, Florida on (street address of homesite), also know as (legal description).

The expiration date of this credit is (36 months from date) of agreement or 30 calendar days following the issuance of the Certificate of Occupancy by the County of Flagler, whichever comes first on property at (street address of homesite), also know as (legal description).

**Hammock Dunes Design Review Committee**

**EXHIBIT F**

**CONSTRUCTION AGREEMENT**

THIS AGREEMENT, made and entered into this \_\_\_\_\_ day of \_\_\_\_\_, 2\_\_\_\_, by and between THE HAMMOCK DUNES OWNERS’ ASSOCIATION, INC., (the “Association”), \_\_\_\_\_, the “Builder”, and \_\_\_\_\_, the “Owner.”

WITNESSETH:

WHEREAS, the Association’s Design Review Committee (DRC) has approved the plans and specifications for new construction or alteration or addition at the location identified as:

\_\_\_\_\_  
\_\_\_\_\_

NOW THEREFORE, in consideration of the mutual promises made herein, the parties agree as follows:

1. The Association may from time to time inspect the construction site and monitor compliance with approved plans and specifications, as well as requirements specified in the Hammock Dunes Private Community Master Declaration, the Neighborhood Design Review Manual, all of which are incorporated herein by reference, and collectively referred to as the “Governing Documents.”
2. Such inspections shall be performed for the benefit of the Association only, and not for the benefit of the owner of the above-described property, adjacent owners, or the Builder.
3. Subject to approval by the DRC, Builder shall specify completion dates for each new construction, alteration or addition milestone listed below and shall complete each milestone so specified. The Builder shall notify and obtain approval from the DRC well in advance of any changes in these completion milestone dates. Unless otherwise approved by the DRC and due to unforeseeable circumstances, the Certificate of Occupancy must be issued within 24 months after construction has commenced.

<b>Construction/Alteration/Addition Milestone</b>	<b>Completion Date</b>
1a. Lot Clearing/Demolition/Foundation: plumbing roughed in & slab poured. (Granada/Island Estates & Villas)	
1b. Lot Clearing/Demolition/Foundation: Pilings and Grade Beams poured. (Grande Mer, Playa del Sur, Carino la Mer)	
2a. Framing/Structure: exterior walls, roof trusses, roofing dry-in, windows & doors. (Granada/Island Estates & Villas)	
2b. Framing/Structure: exterior walls, roof trusses, roofing dry-in, plumbing roughed in, windows & doors. (Grande Mer, Playa del Sur, Carino la Mer)	
3. Outside & Inside Finishes: electric, plumbing, drywall, cabinetry, roof tile, paint.	
4. Driveway & Landscaping: Ready for Certificate of Occupancy.	
5. Certificate of Occupancy: Ready for Move-in.	

4. The Association may from time to time notify the Builder as to any discrepancies between the actual construction and the approved plans or if the Builder or construction deviates from the terms of the Governing Documents.
5. Upon written request from the Builder, the Association may perform a final inspection and report, noting either full compliance with the approved plans and specifications or specific discrepancies that must be corrected prior to final approval.
6. The Builder acknowledges that he has read all requirements specified in the Governing Documents and agrees to perform all site work and construction in conformance with these requirements, the approved plans and specifications, and approved changes thereto.
7. The Builder shall correct any deviations from the approved plans and specifications and other requirements as communicated from the Association or its designated representatives within the time prescribed by the Association.
8. As of the effective date of this Exhibit F: Construction Agreement, the Lot's curb condition is as follows:

---



---



---

The Builder shall protect and maintain the above-described current condition of the Lot's curb and all adjoining property, including but not limited to common areas, rights-of-way, streets, curbs, property monuments, and other private or community properties, from any damage as a result of the Builders' operations, or by any actions by the Builders'

subcontractors, subsubcontractors, material men, suppliers, employees, or agents. If such damage occurs, the Builder shall, at the option of the Association:

- a. Restore all damaged property to its original state, completing corrective action within the time prescribed by the Association's notice of such damage, or
- b. Pay the owner of any property damaged by the Builder for all expenses entailed in the restoration of the damaged property to its former condition, or
- c. Provide such other remedies as may be allowed by Florida law.

The remedies in this paragraph are additional to any actions and remedies provided for by law for the adjoining owner.

9. The Builder shall install silt fencing around the construction perimeter.
10. The Builder shall, along with this Exhibit F: Construction Agreement, submit a construction deposit of fifteen thousand dollars (\$15,000) for New Construction or seven thousand dollars (\$7,000) for Major Alteration or Addition Construction.
  - a. The Builder forfeits to the Association all rights to the construction deposit if he fails to complete construction within 24 months after construction commences.
  - b. The Builder agrees that upon final approval by the DRC, the Association may refund any unused portion of the construction deposit to the Owner.
  - c. The Association, in its sole discretion, may withdraw funds from the construction deposit per **EXHIBIT H: COMMON VIOLATION AND FINE SCHEDULE**. Association will automatically withdraw the funds after providing notice of the violation and such funds must be replaced by the Builder within five (5) business days.
  - d. The construction deposit may be used to offset any costs incurred by the HDOA or the DRC to:
    - i. Repair damage to any property caused by the Builder or their subcontractors, suppliers and representatives during construction;
    - ii. Pay for any cleanup of the site and adjacent property not performed by the Builder;
    - iii. Bring the homesite and any structures thereon into compliance with the requirements of the Master and Neighborhood Declarations and the Design Review Manual;
    - iv. Recover legal fees and other costs incurred by DRC in order to correct any construction or alteration not performed in substantial compliance with the plans receiving Final Approval
    - v. Recover any legal fees and other costs incurred to enforce any provision of the Master and Neighborhood Declarations and the Design Review Manual whether litigation is commenced or not.
11. The Builder shall also provide one of the three (3) following items prior to signing Exhibit F: Construction Agreement

- a. Cash deposit of one hundred thousand dollars (\$100,000) for New Construction or ten percent (10%) of the documented cost of construction not to exceed one hundred thousand dollars (\$100,000). For a major alteration or addition, the cash deposit is ten percent (10%) of the documented cost of construction. The cash deposit will be refunded after final inspection and the conditions of this construction agreement have been satisfied.
  - b. Submit an Irrevocable Letter of Credit, in the amount of one hundred thousand dollars (\$100,000) or ten percent (10%) of the documented cost of construction not to exceed one hundred thousand dollars (\$100,000), to be held by the HDOA until all requirements of this agreement, including final inspection, have been completed. For a major alteration or addition the irrevocable letter of credit is ten percent (10%) of the documented cost of construction.
  - c. Provide to the DRC an original copy of the construction loan commitment from an institutional lender. The institutional lender and form of the construction loan commitment is subject to review and approval of the DRC.
12. The Association has the right, but not the obligation, to use the construction deposit, the cash deposit or irrevocable letter of credit to enter upon the Owner's lot and complete Construction upon Owner or Builder default of the terms of this Agreement or the Design Review Manual.
  13. The Builder shall make a written request for interim and final inspections from the Association as require by the Design Review Manual and shall be subject to compliance as noted above.
  14. This Agreement shall be binding on the Builder, his subcontractors, subsubcontractors, material men, agents, employees, suppliers, successors and assigns, and, as between the Association and the Builder, the Builder shall be liable for the acts or omissions of itself and all such other parties.
  15. Builder shall indemnify and hold harmless the Association, its officers, directors, agents and employees from and against claims, damages, losses and expenses, including but not limited to attorneys' fees, arising out of, in whole or in part, any act, omission or default of the Builder, Subcontractor, Subsubcontractors, material men, suppliers, employees or agents of any tier or their respective employees. The Builder shall defend the Association, its officers, directors, agents and employees if any claim is made against them. The duty to defend is separate and distinct from the duty to indemnify, and is valid notwithstanding the enforceability of this indemnification provision. In claims against any person or entity indemnified under this paragraph by an employee of the Builder, a Subcontractor, material men, or agents of any tier or their respective employees, the indemnification obligation under this paragraph shall not be limited by compensation or benefits payable by or for the Builder or a Subcontractor under workers' compensation acts, disability benefit acts or other employee benefit acts.
  16. Builder will obtain and maintain in force during the term of the Construction comprehensive general public liability and property damage insurance in the amounts and categories established by Association and shall name Association as an additional insured in such

policies. Evidence of such insurance coverage shall be delivered by Builder to Association prior to commencement of any work.

17. Builder shall be fully insured under all applicable state and federal worker's compensation laws. Builder shall also insure that any and all subcontractors be likewise insured. Evidence of such insurance coverage shall be delivered by Builder to Association prior to commencement of any work.

18. Builder is solely the agent of the Owner and not of the Association. Exhibit F: Construction Agreement does not create any agency relationship between the Builder and the Association.

19. For the purposes of notice, the following individuals and addresses are specified:

a. For the Association:

\_\_\_\_\_

b. For the Builder:

\_\_\_\_\_

c. For the Owner:

\_\_\_\_\_

20. The approval, rejection or withholding of any approval by the Association or the DRC, of the proposed plans and specifications and the location of all structures, and every alteration of any structure, shall not be construed or interpreted as a representation or determination that any building, plumbing, electrical code or other applicable governmental regulations or requirements have or have not been met. Each Builder shall be responsible to obtain necessary approvals of the appropriate governmental agencies as required for any work or construction.

For the ASSOCIATION:

\_\_\_\_\_

Print Name: \_\_\_\_\_

For the BUILDER:

\_\_\_\_\_

Print Name: \_\_\_\_\_

For the OWNER:

\_\_\_\_\_

Print Name: \_\_\_\_\_

## **Hammock Dunes Design Review Committee**

### **EXHIBIT G**

#### **BUILDER CONDUCT**

All Owners and Builders shall be held responsible for the acts of their subcontractors, sub-subcontractors, material men, suppliers, laborers, or agents of any tier, or their respective employees and any other persons or parties involved in the construction or alteration of a homesite. In this regard, a Builder and Owner shall be responsible for the following:

- A. Ensuring that the construction site is kept clean and free of all debris and waste materials, and that stockpiles of unused materials are kept in a neat and orderly fashion. Maintenance of dumpsters and portable toilets on site is required. There shall be no burning.
- B. Prohibiting the consumption of alcoholic beverages, illegal drugs or other intoxicants that could hamper the safety or well-being of other personnel on the site or affect the quality of workmanship.
- C. Assuring that all Builder subcontractors, sub-subcontractors, material men, suppliers, laborers, or agents of any tier and their respective employees are properly insured.
- D. Assuring that all Builder subcontractors, sub-subcontractors, material men, suppliers, laborers, or agents of any tier and their respective employees do not commit any violations of the covenants, restrictions, rules and regulations of the HDOA or the DRC.
- E. Limiting working hours for construction personnel to 7:00 a.m. to 7:00 p.m. Monday through Friday and 8:00 a.m. to 5:00 p.m. on Saturdays. No construction work will be allowed on Sundays. Exceptions to this rule may be allowed by the DRC/HDOA under special circumstances and only with prior written authorization.
- F. Prohibiting construction personnel from having pets within Hammock Dunes Private Community.
- G. Maintaining portable toilets at the construction site.
- H. Prohibiting the playing of music or other sounds from non-construction activities which can be heard on adjoining property.
- I. Prohibiting use of adjacent property for access or storage of material or equipment. If this becomes a problem, the DRC should be contacted for assistance.
- J. Limiting all Builder subcontractors, sub-subcontractors, material men, suppliers, laborers, or agents of any tier and their respective employees to construction related activities at the designated site only. (NO FISHING, TOURING, ETC.)
- K. Ensuring Builder's employees, subcontractors and suppliers use only designated construction access routes as described by the DRC.
- L. Assuring that employee, subcontractor, supplier or construction vehicles do not limit or hinder access to the street or cul-de-sac or adjacent property driveways.

Violations of these rules may result in penalties imposed per HDOA **EXHIBIT F: CONSTRUCTION AGREEMENT**.

## Hammock Dunes Design Review Committee

### EXHIBIT H

#### COMMON VIOLATION AND FINE SCHEDULE\*

Active construction before DRC final approval	\$500/week
No portable toilet on site	\$25/day
Failure to install silt fence	\$25/day
No dumpster on site	\$50/day
Failure to keep job site neat and clean	\$100/incident
Failure to correct damage to adjacent property	\$50/day
Failure to correct damage to common property	\$200/incident
Failure to keep streets clean	\$100/incident
Loud music, children or pets on job site	\$50/incident
Failure to meet an intermediate milestone date	\$500/month

**Note:** The administrative costs associated with imposing these fines shall also be assessed to the Builder. The above fines and administrative costs will be deducted from the Construction Deposit held by the DRC.

\*The DRC may grant exceptions to the fine schedule with justified cause.



## Hammock Dunes Design Review Committee

### EXHIBIT I

### CONSTRUCTION PORT-O-LET ENHANCEMENT



Illustration of typical Port-O-Let enhancement

- Framed lattice panels three sides
- Trellis top treatment
- Open side at door placed away from street view

# Hammock Dunes Design Review Committee

## EXHIBIT J

### LAKE SLOPE TREATMENT OPTIONS

#### INTRODUCTION

The original concept for the Hammock Dunes community was to use natural indigenous vegetation as buffers between individual home and on original lake frontages, wherever possible. Since then, a number of factors have contributed to serious lake front erosion problems at many homesites. The Design Review Committee (DRC) has worked with homeowners on several design options to mitigate the erosion. The options have emphasized maintenance of the natural habitat and promoted the use of native materials and vegetation including natural Florida coquina stone.

There are 12 named lakes in the Hammock Dunes community. Lakes San Marco, Anastasia, Cordoba and Granada are examples of lake banks that are adjacent both to single family homes and Club property. Residents looking to control erosion on their lake banks should evaluate designs that are compatible with the natural landscaping and plantings on the golf course and repairs that have been made on neighboring properties. Consideration must also be given to the cost and long term maintenance of the design options presented herein.

#### APPROVED LAKE SLOPE TREATMENT OPTIONS

DRC has developed this information manual to assist homeowners evaluate and select designs for the stabilization of lake edges and slopes. Critical to success is customizing a design solution that is proper for the specific Lake slope condition. Key factors for design consideration are: degree of slope from the finished grade to the lake edge; amount of erosion at the lake edge; depth and slope within the lake area; soil conditions; and erosion exposure, i.e. prevailing wind.

DRC has approved the following design options for various lake slopes:

##### **Gradual Slope Condition—1 ft. drop for every 6 ft. of property:**

- Native plantings
- Stabilization fabric with plantings, e.g. ShoreSox
- Minor coquina rock rip rap
- 2 ft. bulkhead with landscaping

##### **Severe Slope Condition—1 ft. or greater drop for every 3 ft. of property:**

- Stabilization fabric with plantings, e.g. ShoreSox
- Coquina rock rip rap
- Coquina rock retaining wall
- Sheet pile bulkhead faced with coquina rock
- 2 ft. bulkhead with coquina rock terraced planters

Illustrations of the various designs are attached. In these illustrations the design water surface elevation is 4.0 NGVD (approximately 4 feet above sea level), as permitted by the St. Johns River Water Management District and maintained by the Dunes Community Development District (DCDD), and will vary significantly above and below this level during different rainfall conditions.

The illustrations have been prepared as guidelines and are not intended to serve as engineered solutions for construction. Each particular homesite has different conditions of slope, soils, distances, etc. and will require an evaluation and design by a licensed contractor and/or engineer for a successful result as well as consistency with neighboring properties.

**All erosion control designs and restoration options must be approved by DRC prior to installation.**

## **ILLUSTRATIONS OF VARIOUS DESIGN OPTIONS**

**Illustration 1** shows the range of existing lake slope conditions: (1) the originally intended 1 foot drop for every 6 feet of property and (2) a 1 foot or greater drop for every 3 feet of property that probably resulted from construction and landscaping activities.

**Illustration 2** shows the Stabilization Fabric with Plantings option as exemplified by the ShoreSox Erosion Control System. This approach uses a fabric tube with fill material (a mix of soil and mulch) that is anchored to the slope. Soil, vegetation and plantings are incorporated above, over and below the ShoreSox tube. To date six residents have installed the ShoreSox system providing a natural appearance along the lake banks. Long term performance of ShoreSox is not yet known.

**Illustration 3** shows two coquina rock options – Coquina Rock Rip Rap for slopes of 3 to 1 maximum and Coquina Rock Retaining Wall for slopes of 1 to 1 maximum. When natural landscaping failed to control lakefront erosion, DRC approved the use of the coquina rock designs because they can follow a softer curve and conform to a number of slopes. The Coquina Stone Retaining Wall option may require periodic maintenance if the stone is not set on a supporting foundation. To date more than 20 residents have installed the coquina rock options.

**DRC does not approve the use of sheet pile bulkheads for lake front erosion control unless faced with coquina rock.** Two residents have installed the Sheet Pile Bulkhead Faced with Coquina Rock option in recent years. Sheet piling without coquina rock facing was approved on the east side of Lake San Gabriel in the fall of 2010 because of the unique conditions associated with the common property and because the 1800 foot wall presents a continuous architectural landscape feature. The project includes plantings along the top of the wall that eventually (two years or more) will grow down the concrete cap to buffer the pilings from view.

Introduction of the Lake San Gabriel architectural element for residential application would conflict with the natural theme guiding the design of the Hammock Dunes community. Application by individual homeowners would result in a problematic-and patchwork look throughout the lakes. However, DRC has developed a hybrid design option using a combination of elements with sheet

piling to maintain the desired natural appearance of the lake banks. These are shown in Illustrations 4 and 5.

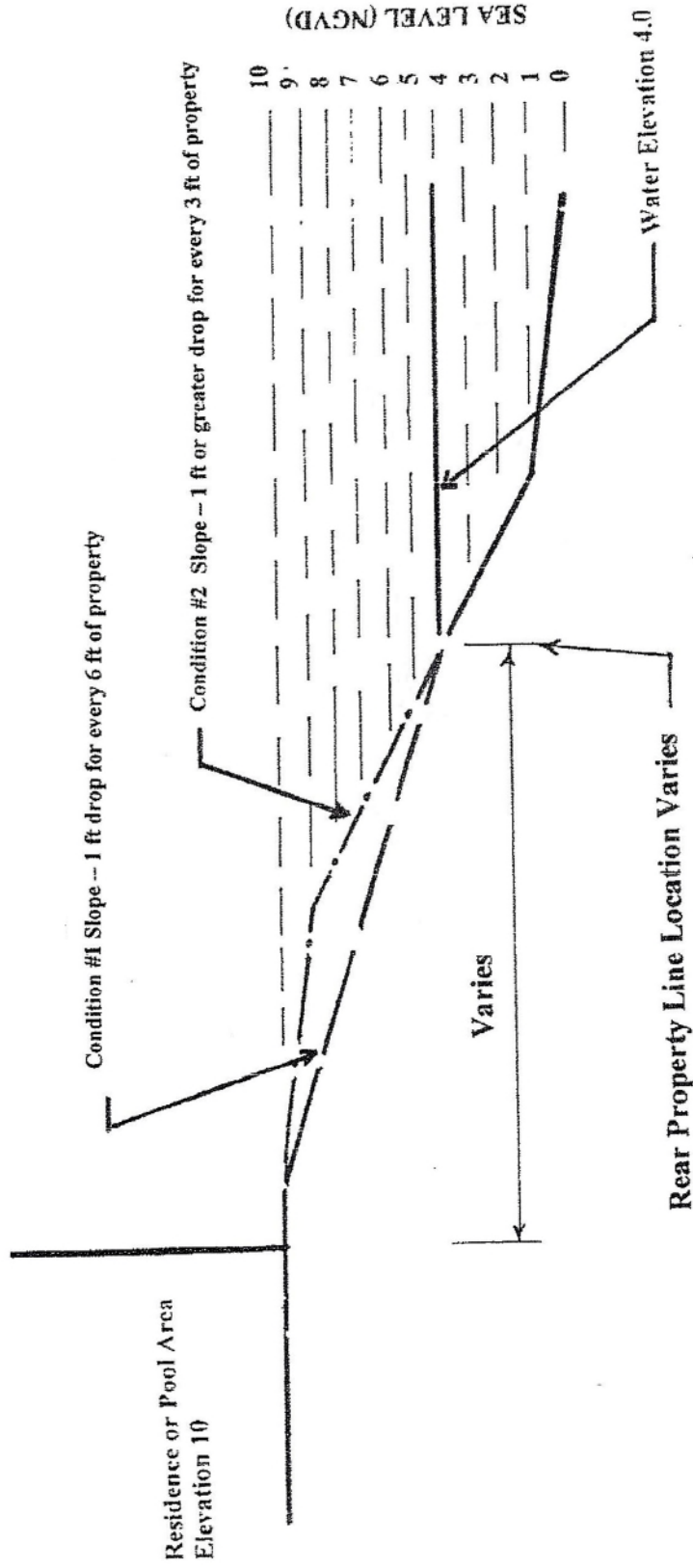
**Illustration 4** shows the Bulkhead with Landscaping option for homesites with gradual slope conditions that incorporates a minimal 2 foot high sheet pile wall, i.e. 2 feet above the design water level of 4 feet NGVD. The design provides excellent stability for any landscaping that would be planted behind the bulkhead: The low wall height allows landscape plantings to grow over the terraced wall and soften the appearance in one growing season. This option may, during significant rains, cause the water elevation to flood the terrace planting area; therefore, plant types that survive flooding should be selected.

**Illustration 5** shows the Bulkhead with Coquina Rock Terraced Planters option for homesites with steep slope conditions that incorporates a minimal 2 foot high sheet pile wall, i.e. 2 feet above the design water level of 4 feet NGVD. The design provides greater stability for the incorporated coquina rock wall compared to a higher sheet pile wall faced with coquina rock and also ends up requiring less coquina stone. Landscaping will soften the appearance in one growing season. This option may, during significant rains, cause the water elevation to flood the lower terrace planting area; therefore, plant types that survive flooding should be selected.

### **DUNES COMMUNITY DEVELOPMENT DISTRICT (DCDD)**

All property boundaries are determined by deed. Property owners should check the location of the lake bank relative to the survey line-s. The DCDD property line may indicate that the lake bank is fully on their property, or it may indicate that the lake has eroded off their property onto property not owned by DCDD. DCDD operates the lakes under the direction of the Saint Johns River District and must follow their mandates. Coordination of proposed lake bank work with DCDD, as well as the DRC, will be necessary.

**Lake Slope Treatment Options  
Hammock Dunes Design Review Committee**



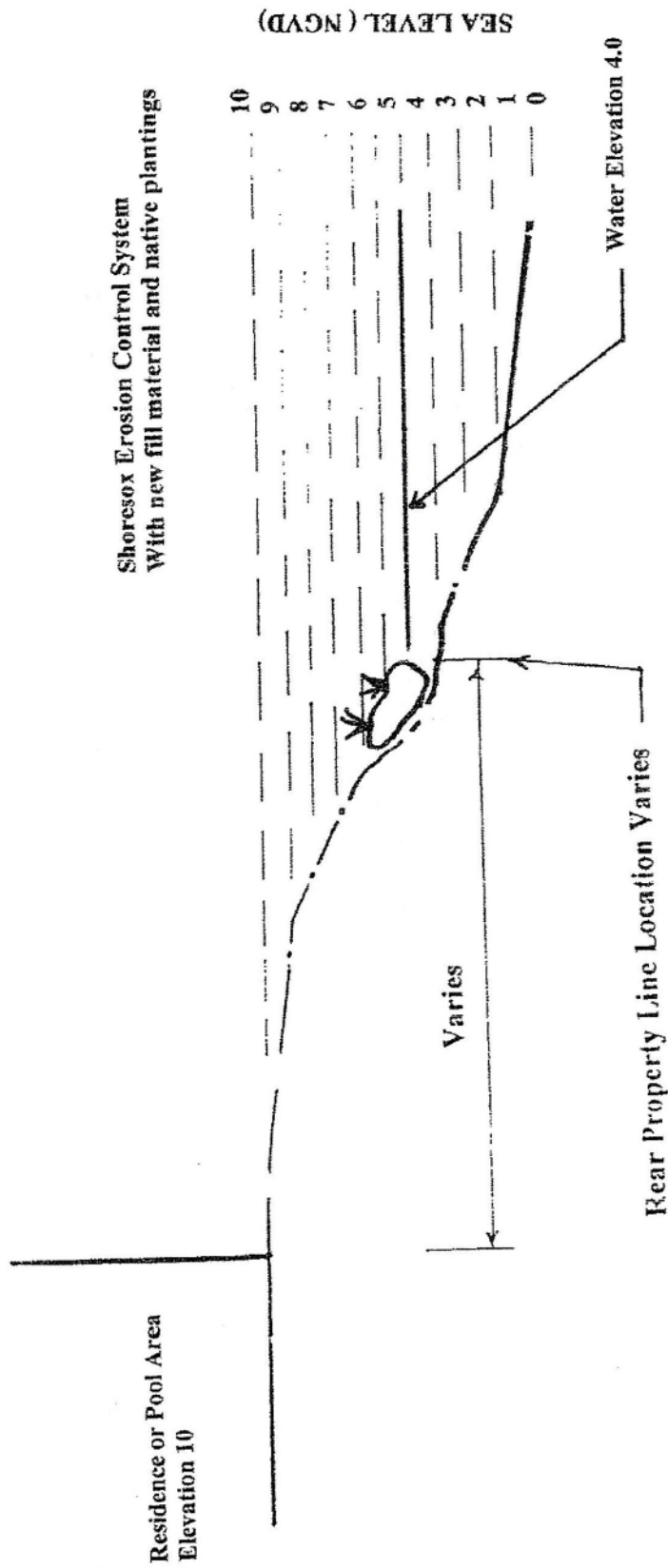
ALL ELEVATIONS SHOWN  
ARE AT SEA LEVEL (NGVD)  
AND ARE APPROXIMATE

**Hammock Dunes Lake Slopes**

**Existing Conditions**

ILLUSTRATION 1

**Lake Slope Treatment Options  
Hammock Dunes Design Review Committee**



NOTE : These illustrations are for guideline purposes only and are not intended to serve as engineered solutions for construction.

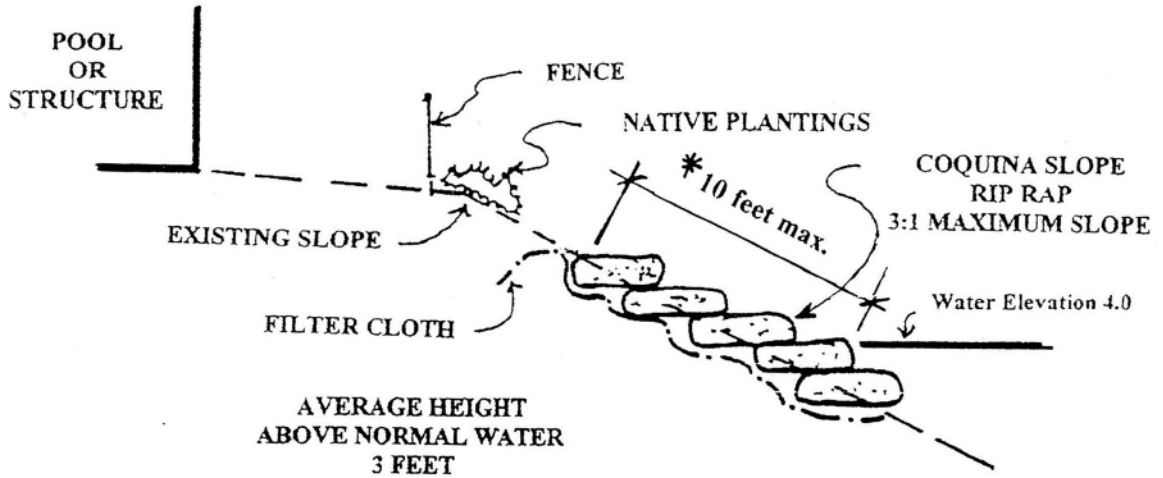
ALL ELEVATIONS SHOWN ARE AT SEA LEVEL (NGVD) AND ARE APPROXIMATE.

**Hammock Dunes Lake Slopes  
Stabilization Fabric with Plantings e.g. ShoreSox**

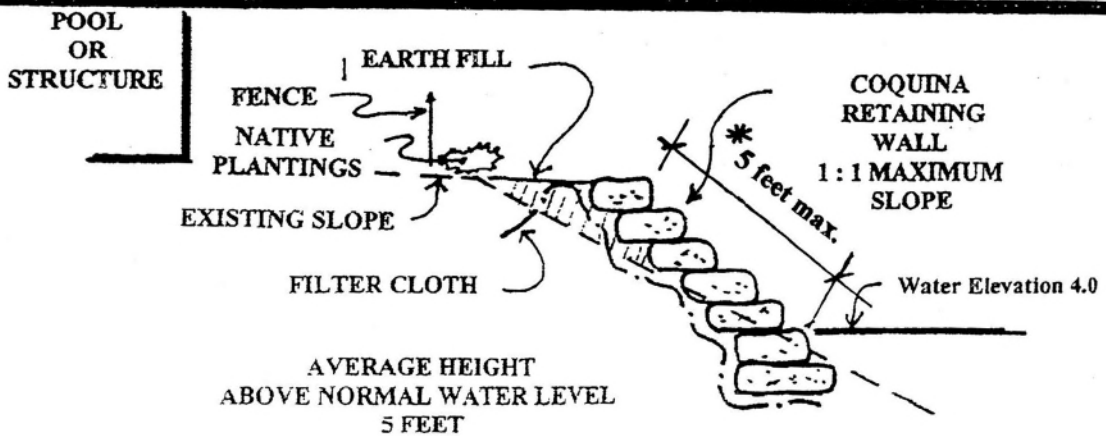
ILLUSTRATION 2

**Lake Slope Treatment Options  
Hammock Dunes Design Review Committee**

NOTE : These illustrations are for guideline purposes only  
and are not intended to serve as engineered  
solutions for construction.



**Hammock Dunes Lake Slopes  
Coquina Rock Rip Rap Option**



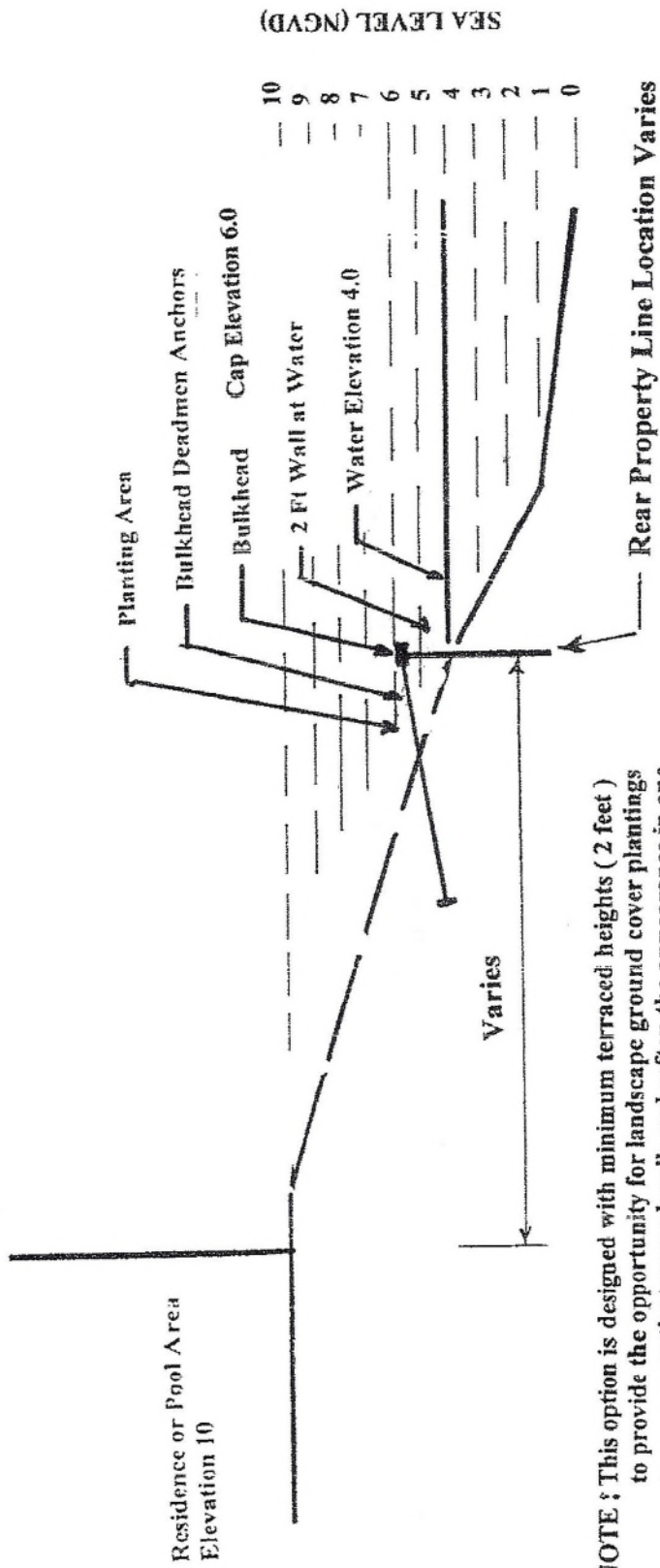
**Hammock Dunes Lake Slopes  
Coquina Rock Retaining Wall Option**

ILLUSTRATION 3

\* Revised July 1,2012



**Lake Slope Treatment Options  
Hammock Dunes Design Review Committee**



ALL ELEVATIONS SHOWN  
ARE AT SEA LEVEL (NGVD)  
AND ARE APPROXIMATE

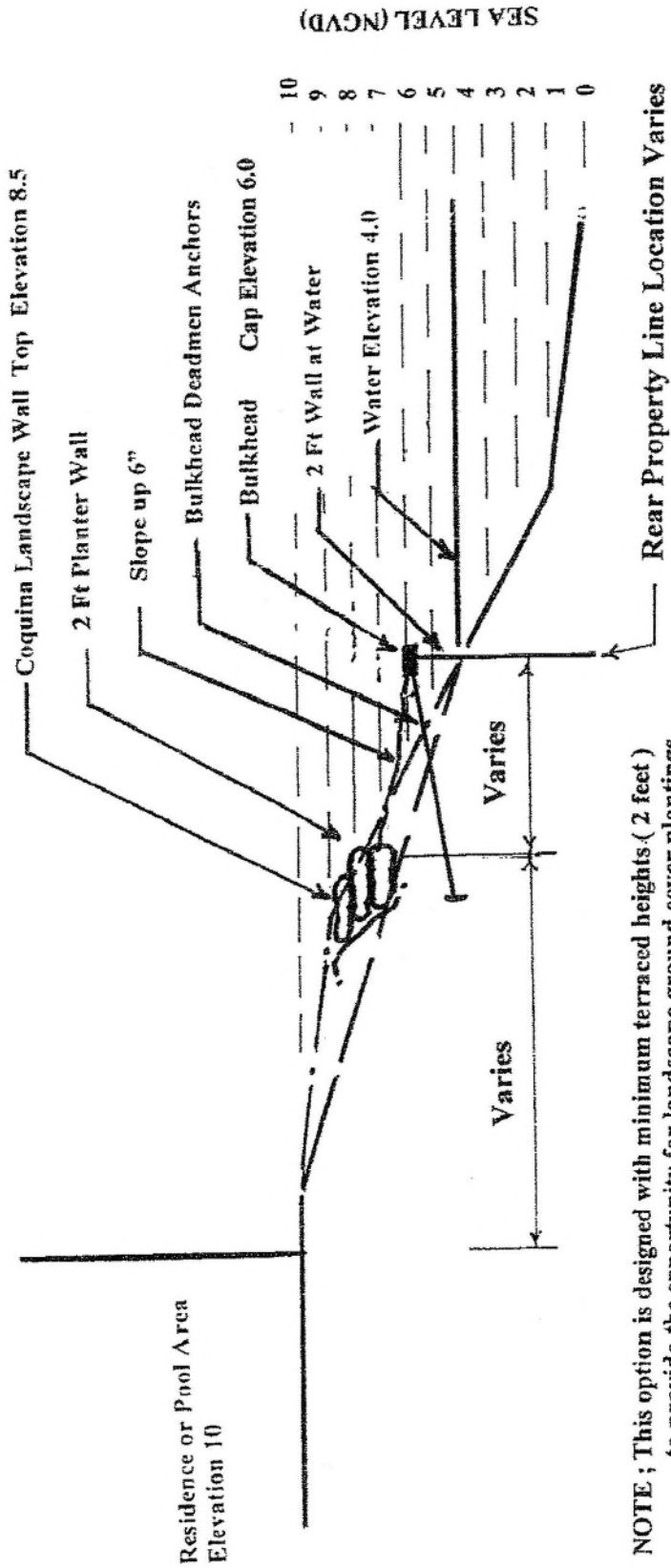
**NOTE ;** This option is designed with minimum terraced heights ( 2 feet ) to provide the opportunity for landscape ground cover plantings to grow over the terraced walls and soften the appearance in one growing season . Significant rains may cause the water elevation to flood the lower terrace area ; therefore plant types that accept this condition need to be selected.

**Hammock Dunes Lake Slopes  
Bulkhead with Landscape Option  
(For home sites with lake erosion and gradual slope conditions)**

**NOTE :** These illustrations are for guideline purposes only and are not intended to serve as engineered solutions for construction. ILLUSTRATION 4



**Lake Slope Treatment Options  
Hammock Dunes Design Review Committee**



NOTE ; This option is designed with minimum terraced heights ( 2 feet ) to provide the opportunity for landscape ground cover plantings to grow over the terraced walls and soften the appearance in one growing season . Significant rains may cause the water elevation to flood the lower terrace area ; therefore plant types that accept this condition need to be selected.

ALL ELEVATIONS SHOWN  
ARE AT SEA LEVEL (NGVD)  
AND ARE APPROXIMATE.

**Hammock Dunes Lake Slopes  
Bulkhead with Coquina Rock Terraced Plantings Option  
(For home sites with lake erosion and steep slope conditions)**

NOTE : These illustrations are for guideline purposes only and are not intended to serve as engineered solutions for construction. ILLUSTRATION 5

## **Hammock Dunes Design Review Committee**

### **EXHIBIT K**

#### **GEOTHERMAL CLOSED LOOP SYSTEMS**

**A geothermal “closed-loop” system that utilized underground sealed piping loops to circulate water for heating and cooling purposes is supported by the Hammock Dunes Owners’ Association because they “do not utilize wells”.** The St. Johns River Water Management District performs on-site inspections to ensure “closed-loop” geothermal systems do not penetrate to the depth of the aquifer, and after the piping loops are placed, the holes around the piping loops are backfilled. There is no casing, no penetration to the aquifer, and no pathway from the aquifer to the surface, or vice versa.

“Closed-loop” geothermal systems are currently more energy efficient when compared to more traditional methods of heating and air conditioning homes. **Thus, the position of the Hammock Dunes Owners’ Association is that, in allowing “closed-loop” systems, we are in compliance with the Florida Statute concerning renewable energy resources.**

Accordingly, the Hammock Dunes Owners’ Association supports the use of “closed-loop,” non-well, geothermal systems, so long as property owners planning to install them apply to the Design Review Committee (DRC) for review of their plans, just as homeowners must apply to the DRC for review of new home construction or any other major alterations to their structures and/or properties. All homeowners are cautioned not to install a geothermal system of any type without coordinating with the DRC. “Open-loop” systems are prohibited and will not be approved.

**“Open-loop” systems**—utilizes one well to extract water from the aquifer and bring that water to the surface, where it is used for cooling or heating purposes, depending on the season. The heated or cooled water is then discharged back into the aquifer through a second well. The volume of water and flow rate is significantly greater than the volume of water associated with a potable water well serving a single residence. **The Hammock Dunes’ Neighborhood Covenants prohibit “open-loop” systems because they require the installation of wells.**

**A warning on “open-loop” geothermal systems: The DRC review will prohibit any geothermal installations that are “open-loop”, because these installations include “wells”.**

#### **Geothermal Closed Loop Submittal Requirements**

1. Survey Plat with all proposed locations of underground piping. Setback from property line by at least 5 feet.
2. Survey Plat with actual locations of underground piping after installation (including vertical depths of each loop.) As Built after construction.
3. County and St. John’s Permits including all materials of construction and other installation details. Closed-loop systems use High Density Polyethylene Pipe; with specifications of

materials and plastic welding, pressure testing, loop to loop connections, valves to isolate leaks, etc.

4. Location of Cooling Tower (if applicable; horizontally and vertically). Above wave surge elevation, if East of CCCL.
5. Cooling Tower walled buffer to include Concrete Pad, CMU/Stucco wall, (as with any outside mechanical system), architecture/design/color compatible with exterior of home.
6. Walled cooling tower unit located similar to previous neighborhood respective homes.
7. Landscape plan revision per the improvement.